

# City of Harrisonburg Capital Improvement Program



FY 2024-2025 Through FY 2028-2029

**City of Harrisonburg  
Capital Improvement Program  
Fiscal Year 2024-2025 Through Fiscal Year 2028-2029**

**Table of Contents**

<b><u>Section</u></b>	<b><u>Page</u></b>
<b>Introduction</b> .....	i
<b>Summary Tables</b>	
<b>Summary of Priority 1 and Priority 2 Projects for Each Fund</b>	
General Fund .....	iv
School Fund .....	viii
Water Fund .....	xi
Sewer Fund .....	xii
School Transportation Fund .....	xiii
Public Transportation Fund .....	xiv
Sanitation Fund .....	xv
Stormwater Fund .....	xvi
Summary of Priority 1 and Priority 2 Projects by Fund .....	xvii
Summary of CIP Requests by Department .....	xviii
Summary of CIP Requests by Fund .....	xix
<b>General Fund Projects</b>	
Information Technology .....	1
Police Department .....	5
Fire Department .....	6
Emergency Communications Center .....	10
General Properties .....	18
Public Works .....	22
Parks and Recreation .....	65
Parking Services .....	74
<b>School Fund Projects</b> .....	77
<b>Water Fund Projects</b> .....	117
<b>Sewer Fund Projects</b> .....	133
<b>School Transportation Fund Projects</b> .....	143
<b>Public Transportation Fund Projects</b> .....	147
<b>Sanitation Fund Projects</b> .....	151
<b>Stormwater Fund Projects</b> .....	152
<b>Appendices</b> .....	160

**CITY OF HARRISONBURG  
CAPITAL IMPROVEMENT PROGRAM  
FISCAL YEAR 2024-2025 THROUGH FISCAL YEAR 2028-2029**

**INTRODUCTION**

**Purpose**

The Capital Improvement Program (CIP) is a multi-year production and scheduling of capital projects of \$50,000 or greater with an appropriate financing plan to fund these projects. Harrisonburg's CIP is prepared annually to facilitate planning and to set priorities among capital improvement needs over a subsequent five-year period. The CIP is designed to identify projects for all City departments for which in some cases funding has already been committed or is being sought for some time within the five-year planning period.

Planning for capital equipment and improvements is a matter of prudent fiscal management. Large, non-recurring capital outlays require special planning for several reasons. First, special planning is needed to ensure that assets are acquired in time to meet specific needs. Also, careful planning can seek to spread costs more comfortably over several years and avoid a large peak in expenditures during a single year. A comprehensively prepared CIP also shows a strong commitment to the City's Mission Statement.

It should be stressed that the CIP is not a budget, but a planning tool. The actual commitment of funds for any capital item comes with the approval of the annual budget for each fiscal year. However, the CIP should serve as an important planning tool for formulating the capital portion of the annual budget. Proposed projects within the CIP will likely not be funded exactly as outlined due to budgetary restraints. Nevertheless, all projects are important and need to be included in the planning document to have a clear vision of the City's long-term needs. Projects for Harrisonburg City Public Schools are also included within the document.

The information provided for each project does not include all the details of any particular project. However, environmental, resilient, and sustainable infrastructure such as, but not limited to, solar panels should be considered with all City projects.

Finally, it should be stressed that the CIP is not a static plan. It is a part of annual planning and programming. Each year, another year will be added to the planning period to maintain the five-year forecast horizon. Also, each year, costs and needs are reevaluated. The goal of this process is for the City to continue to meet its capital needs in a timely manner and to maintain a tradition of strong fiscal responsibility.

**Format**

Each project in the CIP is explained on a CIP Project Request Form, which categorizes the project belonging to a department and itemizes anticipated project costs along with a recommended funding schedule. When known or recognized, estimates of annual operating costs for projects are also presented. On the CIP Project Request Form, the requesting department provides a narrative description of the project along with marking any of the provided justification terms and phrases that pertain to the project.

The justifications terms are described below:

<b><u>Justification Terms</u></b>	<b><u>Justification Description</u></b>
1. Mandated	Project is clearly and specifically required by a federal or state mandate or court ruling.
2. Remove hazards	Makes possible the removal of an obvious or potential hazard to public health or safety.
3. Maintains existing service	Allows an existing standard of service to be maintained, where decreases in services would otherwise have been necessary.
4. Increased efficiency	Reduces operating costs.
5. Increased revenues	Makes possible a net gain in revenues available to the City.
6. Improves existing service	Makes possible an expansion or increase of an existing service or an improvement in the standard of an existing service.
7. New service	Makes possible the provision of a new service.
8. Convenience	Increases convenience or comfort.
9. Other	(Describe).

All capital projects were reviewed by the CIP Committee (City Manager, Deputy City Manager, Director of Finance, Director of Community Development, and Sustainability and Environmental Manager) in conjunction with department heads. Each project was assigned one of five priority codes, shown under the Project Code on the CIP Project Request Form. The priority codes are described as follows:

<b><u>Priority Code</u></b>	<b><u>Description</u></b>
1	Absolutely required.
2	Highly desirable, affects efficiency and effectiveness.
3	Desirable.
4	Marginally beneficial.
5	Not justified.

Only projects rated by the CIP Committee at “3” or higher are included in the recommended CIP. Projects rated “1” and “2” are summarized separately to reflect the projects that will be given the

highest budget priority. Also, based on the five-year projection of estimated revenues and expenditures contained in the appendices, estimates of funds available for capital projects are located in the row titled “Cash/Funds Available for Capital” within the summary page for each major fund. The City will have a tough time funding all number 1 and 2 projects given the current revenue stream.

Lastly, the CIP Project Request Form includes a section titled Goals/Objectives, which includes one or more listed goals or objectives from the City’s Comprehensive Plan. Identifying how a project supports the goals and objectives of the Comprehensive Plan demonstrates the City’s commitment to its Mission statement and to its goals.

### **Appendices**

Following the presentation of the various capital projects by fund are separate appendices for the General Fund, Water Fund, Sewer Fund, School Transportation Fund, Public Transportation Fund, Sanitation Fund, and Stormwater Fund. Each appendix carefully tracks the history of these funds regarding past revenue levels and past expenditure levels. This history, along with obligated debt service requirements, is the basis for a five-year projection for each fund of new capital financing potential. There are many variables that could significantly increase or decrease the available funding. These projections are in the range of what can be reasonably expected and should be compared with the level of funding required to implement the recommended CIP.

### **Schedule**

It is proposed that Planning Commission review the CIP in February 2024, when, if necessary, department heads will be available to answer questions. Planning Commission will develop its recommendation to City Council. City Council will receive Planning Commission’s recommendation at a public hearing in March 2024. Final adoption is scheduled for March 2024.

**CITY OF HARRISONBURG**  
**Capital Improvement Program**  
**Priority 1 & Priority 2 Projects**  
**General Fund Summary**  
**FY 2025 through FY 2029**

<b>Department Project Title</b>	<b>Page #</b>	<b>Project Priority</b>	<b>FY 2024-2025</b>	<b>FY 2025-2026</b>	<b>FY 2026-2027</b>	<b>FY 2027-2028</b>	<b>FY 2028-2029</b>	<b>TOTAL</b>	<b>Beyond</b>
<b>Information Technology</b>									
Server Replacement	1	2	\$ 60,000	\$ -	\$ -	\$ 60,000	\$ -	\$ 120,000	
Storage System Replacement	3	2	\$ -	\$ 130,000	\$ -	\$ -	\$ 130,000	\$ 260,000	
Network Replacement	4	2	\$ -	\$ -	\$ 200,000	\$ -	\$ -	\$ 200,000	
<b>Department Total</b>			<b>\$ 60,000</b>	<b>\$ 130,000</b>	<b>\$ 200,000</b>	<b>\$ 60,000</b>	<b>\$ 130,000</b>	<b>\$ 580,000</b>	<b>\$ -</b>
<b>Fire Department</b>									
Fire Station #5 (Park View)	6	2	\$ 6,700,000	\$ -	\$ -	\$ -	\$ -	\$ 6,700,000	
Apparatus Replacement Program	7	2	\$ -	\$ 1,500,000	\$ 250,000	\$ -	\$ 2,500,000	\$ 4,250,000	
Protective Equipment Replacement	8	2	\$ 225,000	\$ 188,500	\$ 276,000	\$ 304,000	\$ 334,000	\$ 1,327,500	\$ 367,000
Fire Station 4 Replacement	9	2	\$ -	\$ 6,500,000	\$ -	\$ -	\$ -	\$ 6,500,000	
<b>Department Total</b>			<b>\$ 6,925,000</b>	<b>\$ 8,188,500</b>	<b>\$ 526,000</b>	<b>\$ 304,000</b>	<b>\$ 2,834,000</b>	<b>\$ 18,777,500</b>	<b>\$ 367,000</b>

Department Project Title	Page #	Project Priority	FY 2024-2025	FY 2025-2026	FY 2026-2027	FY 2027-2028	FY 2028-2029	TOTAL	Beyond
<b>Emergency Communications Center</b>									
Construct New ECC	10	2	\$ -	\$ -	\$ -	\$ -	\$ 10,000,000	\$ 10,000,000	
Update ECC Servers/Computers	11	2	\$ -	\$ 400,000	\$ 400,000	\$ -	\$ -	\$ 800,000	
CAD High Availability	12	2		\$ 500,000	\$ -	\$ -	\$ -	\$ 500,000	
UPS Replacement	13	2	\$ -	\$ 400,000	\$ -	\$ -	\$ -	\$ 400,000	
Recording System Upgrade	14	2	\$ -	\$ -	\$ 320,000	\$ -	\$ -	\$ 320,000	
9-1-1 Phone System Upgrade	15	2	\$ -	\$ -	\$ -	\$ 1,200,000	\$ -	\$ 1,200,000	
Radio Consoles Refresh	17	2	\$ 870,000	\$ -	\$ -	\$ -	\$ -	\$ 870,000	
<b>Department Total</b>			<b>\$ 870,000</b>	<b>\$ 1,300,000</b>	<b>\$ 720,000</b>	<b>\$ 1,200,000</b>	<b>\$ 10,000,000</b>	<b>\$ 14,090,000</b>	<b>\$ -</b>
<b>General Properties</b>									
HVAC Upgrades District Courts and Old Courthouse	18	2	\$ -	\$ 250,000	\$ -	\$ -	\$ -	\$ 250,000	
Renovation of Old Municipal Building	19	2	\$ 3,000,000	\$ 3,000,000	\$ -	\$ -	\$ -	\$ 6,000,000	
Courts Building Project	21	2	\$ 2,900,000	\$ 1,500,000	\$ -	\$ -	\$ -	\$ 4,400,000	
<b>Department Total</b>			<b>\$ 5,900,000</b>	<b>\$ 4,750,000</b>	<b>\$ -</b>	<b>\$ -</b>	<b>\$ -</b>	<b>\$ 10,650,000</b>	<b>\$ -</b>
<b>Public Works</b>									
Country Club Road (2) Bridges	22	2	\$ -	\$ -	\$ -	\$ -	\$ -	\$ -	\$ 4,400,000
Water Street Bridge	23	2	\$ -	\$ -	\$ -	\$ -	\$ -	\$ -	\$ 4,750,000
Bridge Preventive Maintenance Program	24	1	\$ 170,000	\$ 170,000	\$ 190,000	\$ 190,000	\$ 190,000	\$ 910,000	
Annual Curb & Gutter and Sidewalk Replacement	25	2	\$ 250,000	\$ 255,000	\$ 255,000	\$ 255,000	\$ 275,000	\$ 1,290,000	
Annual Street Paving Program	26	2	\$ 2,100,000	\$ 2,200,000	\$ 2,200,000	\$ 2,200,000	\$ 2,300,000	\$ 11,000,000	
Traffic Management Equipment Program	30	2	\$ 60,000	\$ 60,000	\$ 60,000	\$ 65,000	\$ 65,000	\$ 310,000	
Traffic Detection Cameras	32	2	\$ 150,000	\$ 150,000	\$ 150,000	\$ 150,000	\$ 150,000	\$ 750,000	
Traffic Signals Communications Radio Upgrade	33	2	\$ 60,000	\$ -	\$ -	\$ -	\$ -	\$ 60,000	\$ 300,000
Traffic Signal Timing Program	35	2	\$ -	\$ 150,000	\$ 150,000	\$ -	\$ -	\$ 300,000	

<b>Public Works Continued</b>	<b>Page #</b>	<b>Project Priority</b>	<b>FY 2024-2025</b>	<b>FY 2025-2026</b>	<b>FY 2026-2027</b>	<b>FY 2027-2028</b>	<b>FY 2028-2029</b>	<b>TOTAL</b>	<b>Beyond</b>
Chicago Avenue and Waterman Drive Improvements	40	2	\$ -	\$ -	\$ -	\$ -	\$ -	\$ -	\$ 13,250,000
Carlton Street Improvement	43	2	\$ -	\$ 600,000	\$ 500,000	\$ 1,500,000	\$ -	\$ 2,600,000	
Bluestone Trail	44	2	\$ -	\$ -	\$ -	\$ 1,552,236	\$ -	\$ 1,552,236	\$ 12,414,286
Martin Luther King Jr. Way Widening	45	2	\$ -	\$ -	\$ -	\$ -	\$ -	\$ -	\$ 3,425,000
Neff Avenue Bicycle and Pedestrian Improvements	46	2	\$ -	\$ -	\$ -	\$ 600,000	\$ 400,000	\$ 1,000,000	\$ 4,000,000
Linda Lane Widening	48	2	\$ -	\$ -	\$ -	\$ -	\$ -	\$ -	\$ 2,800,000
Smithland Road	49	2	\$ -	\$ -	\$ -	\$ -	\$ -	\$ -	\$ 4,500,000
Northend Greenway	50	2	\$ -	\$ -	\$ -	\$ -	\$ -	\$ -	\$ 5,500,000
Port Republic Road Sidewalk - Main Street to Crawford Avenue	51	2	\$ -	\$ -	\$ -	\$ -	\$ -	\$ -	\$ 3,000,000
Port Republic Road - Forest Hill Road	52	2	\$ -	\$ -	\$ -	\$ -	\$ -	\$ -	\$ 2,850,000
Pedestrian Signals	53	2	\$ 25,000	\$ 300,000	\$ -	\$ -	\$ -	\$ 325,000	\$ 100,000
Old Furnace Road Sidewalk Gaps	54	2	\$ -	\$ -	\$ -	\$ 75,000	\$ -	\$ 75,000	\$ 1,000,000
Central Avenue Sidewalk	55	2	\$ -	\$ 70,000	\$ 50,000	\$ -	\$ -	\$ 120,000	\$ 350,000
Mt. Clinton Pike Corridor Safety Project	56	2	\$ -	\$ -	\$ -	\$ 1,482,000	\$ -	\$ 1,482,000	\$ 6,976,000
Building Energy Audits	58	2	\$ 80,000	\$ 80,000	\$ 80,000	\$ 80,000	\$ 80,000	\$ 400,000	
Bluestone Town Center (City Required Improvements)	59	2	\$ -	\$ 25,000	\$ -	\$ 750,000	\$ -	\$ 775,000	
Linda Lane & Burgess Road Corridor Study	61	2	\$ 100,000	\$ -	\$ -	\$ -	\$ -	\$ 100,000	
Erickson Avenue & Mosby Road Corridor Study	62	2	\$ 125,000	\$ -	\$ -	\$ -	\$ -	\$ 125,000	
Franklin Street Sidewalks	64	2	\$ -	\$ -	\$ -	\$ -	\$ 240,000	\$ 240,000	\$ 1,400,000
<b>Department Total</b>			<b>\$ 3,120,000</b>	<b>\$ 4,060,000</b>	<b>\$ 3,635,000</b>	<b>\$ 8,899,236</b>	<b>\$ 3,700,000</b>	<b>\$ 23,414,236</b>	<b>\$ 71,015,286</b>



Department Project Title	Page #	Project Priority	FY 2024-2025	FY 2025-2026	FY 2026-2027	FY 2027-2028	FY 2028-2029	TOTAL	Beyond
<b>Parks and Recreation</b>									
Heritage Oaks Golf Course - Bridge Replacement	65	2	\$ 95,000	\$ -	\$ -	\$ -	\$ -	\$ 95,000	\$ 250,000
Westover Pool Jr. Olympic Dome Replacement	67	2	\$ 395,000	\$ -	\$ -	\$ -	\$ -	\$ 395,000	
Simms HVAC Replacement	68	2	\$ -	\$ -	\$ 975,000	\$ -	\$ -	\$ 975,000	
Park Parking Lot Renovations	70	2	\$ 175,000	\$ 235,000	\$ 145,000	\$ 145,000	\$ 145,000	\$ 845,000	
Park Restroom Replacement	71	2	\$ 425,000	\$ 425,000	\$ 425,000	\$ 425,000	\$ 425,000	\$ 2,125,000	
Smithland Athletic Complex Phase 2 Development	73	2	\$ -	\$ -	\$ -	\$ 6,500,000	\$ -	\$ 6,500,000	
<b>Department Total</b>			<b>\$ 1,090,000</b>	<b>\$ 660,000</b>	<b>\$ 1,545,000</b>	<b>\$ 7,070,000</b>	<b>\$ 570,000</b>	<b>\$ 10,935,000</b>	<b>\$ 250,000</b>
<b>Parking Services</b>									
Elizabeth Street Deck	74	2	\$ -	\$ -	\$ -	\$ -	\$ -	\$ -	\$ 15,000,000
Water Street Parking Deck	75	2	\$ -	\$ -	\$ -	\$ -	\$ -	\$ -	\$ 15,000,000
<b>Department Total</b>			<b>\$ -</b>	<b>\$ -</b>	<b>\$ -</b>	<b>\$ -</b>	<b>\$ -</b>	<b>\$ -</b>	<b>\$ 30,000,000</b>
<b>TOTAL GENERAL FUND</b>			<b>\$ 17,965,000</b>	<b>\$ 19,088,500</b>	<b>\$ 6,626,000</b>	<b>\$ 17,533,236</b>	<b>\$ 17,234,000</b>	<b>\$ 78,446,736</b>	<b>\$ 101,632,286</b>
<b>Potential Other Funding, Excluding Bond Funds, Not Included in Available Revenues</b>			<b>\$ (4,385,000)</b>	<b>\$ (6,462,500)</b>	<b>\$ (1,460,000)</b>	<b>\$ (4,309,236)</b>	<b>\$ (5,790,000)</b>	<b>\$ (22,406,736)</b>	<b>\$ (57,415,286)</b>
<b>Anticipated Bond Funds</b>			<b>\$ -</b>	<b>\$ (4,650,000)</b>	<b>\$ -</b>	<b>\$ (6,500,000)</b>	<b>\$ (4,500,000)</b>	<b>\$ (15,650,000)</b>	<b>\$ (41,250,000)</b>
<b>TOTAL NEEDED FROM GENERAL FUND (EXCLUDING SCHOOLS)</b>			<b>\$ 13,580,000</b>	<b>\$ 7,976,000</b>	<b>\$ 5,166,000</b>	<b>\$ 6,724,000</b>	<b>\$ 6,944,000</b>	<b>\$ 40,390,000</b>	<b>\$ 2,967,000</b>
<b>TOTAL AVAILABLE FROM GENERAL FUND</b>			<b>\$ 8,747,000</b>	<b>\$ 8,414,500</b>	<b>\$ 6,640,300</b>	<b>\$ 6,934,500</b>	<b>\$ 4,743,000</b>	<b>\$ 35,479,300</b>	

**CITY OF HARRISONBURG**  
**Capital Improvement Program**  
**Priority 1 & 2 Projects**  
**School Fund**  
**FY 2025 through FY 2029**

<b>School Fund Project Title</b>	<b>Page #</b>	<b>Project Priority</b>	<b>FY 2024-2025</b>	<b>FY 2025-2026</b>	<b>FY 2026-2027</b>	<b>FY 2027-2028</b>	<b>FY 2028-2029</b>	<b>TOTAL</b>	<b>Beyond</b>
Boiler Replacement at Harrisonburg High School	77	2	\$ -	\$ -	\$ -	\$ -	\$ 533,975	\$ 533,975	
Enhancements to Harrisonburg High School	78	2	\$ 1,500,000	\$ -	\$ -	\$ -	\$ -	\$ 1,500,000	
Roof Repair/Replacement at Hattirosnburg High School (Library)	79	2	\$ 50,000	\$ -	\$ -	\$ -	\$ -	\$ 50,000	
Roof Section Repair/Replacement at Harrisonburg High School	80	2	\$ -	\$ -	\$ -	\$ -	\$ 100,000	\$ 100,000	
Removal of Mobile Units Harrisonburg High School	81	2	\$ -	\$ 103,875	\$ -	\$ -	\$ -	\$ 103,875	
Parking Lot Resurface at Harrisonburg High School	82	2	\$ -	\$ 500,000	\$ -	\$ -	\$ -	\$ 500,000	
Parking Lot Resurface at Keister Elementary School	83	2	\$ -	\$ 75,000	\$ -	\$ -	\$ -	\$ 75,000	
Roof Repair/Replacement at Keister Elementary School (1980/1981)	84	2	\$ 100,000	\$ -	\$ -	\$ -	\$ -	\$ 100,000	
Roof Repair/Replacement at Keister Elementary School (Gym)	85	2	\$ -	\$ 60,000	\$ -	\$ -	\$ -	\$ 60,000	
Roof Repair/Replacement at Keister Elementary School (1997/1998)	86	2	\$ -	\$ -	\$ 95,000	\$ -	\$ -	\$ 95,000	
Roof Repair Replacement at Keister Elementary School (Below Gym)	87	2	\$ -	\$ -	\$ -	\$ 162,000	\$ -	\$ 162,000	
Boiler Replacement at Keister Elementary School	88	2	\$ -	\$ 454,514	\$ -	\$ -	\$ -	\$ 454,514	
Elevator Replacement at Keister Elementary	89	2	\$ -	\$ -	\$ 100,000	\$ -	\$ -	\$ 100,000	
Replace Air Handler at Keister Elementary School	90	2	\$ 240,000	\$ 200,000	\$ 290,000	\$ -	\$ -	\$ 730,000	
MTC Renovation Request	91	2	\$ 538,000	\$ 4,893,000	\$ 470,000	\$ -	\$ -	\$ 5,901,000	
Purchase Land for 7th Elementary School	92	2	\$ -	\$ -	\$ 2,500,000	\$ -	\$ -	\$ 2,500,000	

School Fund Continued Project Title	Page #	Project Priority	FY 2024-2025	FY 2025-2026	FY 2026-2027	FY 2027-2028	FY 2028-2029	TOTAL	Beyond
Replace Air Handler at Spotswood Elementary School	93	2	\$ 250,000	\$ 250,000	\$ 300,000	\$ -	\$ -	\$ 800,000	
Roof Repair/Replacement at Spotswood Elementary School	94	2	\$ 109,800	\$ -	\$ -	\$ -	\$ -	\$ 109,800	
Roof Repair/Replacement at Spotswood Elementary School (Library)	95	2	\$ -	\$ 54,000	\$ -	\$ -	\$ -	\$ 54,000	
Roof Repair/Replacement Spotswood Elementary School (Caf.)	96	2	\$ -	\$ -	\$ 50,000	\$ -	\$ -	\$ 50,000	
Roof Repair/Replacement at Spotswood Elementary School (S. Wing)	97	2	\$ -	\$ -	\$ -	\$ 90,000	\$ -	\$ 90,000	
Roof Repair/Replacement at Spotswood Elementary School (N. Wing)	98	2	\$ -	\$ -	\$ -	\$ -	\$ 180,000	\$ 180,000	
Parking Lot Resurface at Spotswood Elementary School	99	2	\$ 75,000	\$ -	\$ -	\$ -	\$ -	\$ 75,000	
Classroom Renovations at Spotswood Elementary School	100	2	\$ 90,000	\$ -	\$ -	\$ -	\$ -	\$ 90,000	
Storefront Door Replacement at SMES & SKMS	101	2	\$ -	\$ -	\$ -	\$ 102,000	\$ -	\$ 102,000	
Roof Repair/Replacement at Skyline Middle School	102	2	\$ -	\$ -	\$ -	\$ -	\$ 100,000	\$ 100,000	
Roof Repair/Replacement at Smithland Elementary School	103	2	\$ -	\$ -	\$ -	\$ -	\$ 100,000	\$ 100,000	
Upgrade HVAC Controls at Stone Spring Elementary School	104	2	\$ -	\$ 53,000	\$ -	\$ -	\$ -	\$ 53,000	
Boiler Replacement at Stone Spring Elementary School	105	2	\$ 563,286	\$ -	\$ -	\$ -	\$ -	\$ 563,286	
Classroom Renovations at Stone Spring Elementary School	106	2	\$ -	\$ -	\$ 100,000	\$ 100,000	\$ 100,000	\$ 300,000	
Roof Repair/Replacement at Stone Spring Elementary School	107	2	\$ -	\$ -	\$ -	\$ -	\$ 100,000	\$ 100,000	
Enhancements to Thomas Harrison Middle School	108	2	\$ -	\$ -	\$ 2,500,000	\$ -	\$ -	\$ 2,500,000	
Roof Repair/Replacement at Thomas Harrison Middle School	109	2	\$ -	\$ -	\$ -	\$ -	\$ 100,000	\$ 100,000	

School Fund Continued Project Title	Page #	Project Priority	FY 2024-2025	FY 2025-2026	FY 2026-2027	FY 2027-2028	FY 2028-2029	TOTAL	Beyond
Parking Lot Resurface at Thomas Harrison Middle School	110	2	\$ 91,000	\$ -	\$ -	\$ -	\$ -	\$ 91,000	
Replace Air Handle at Waterman Elementary School	111	2	\$ -	\$ 253,000	\$ 250,000	\$ 300,000	\$ -	\$ 803,000	
Classroom Renovations at Waterman Elementary School	112	2	\$ -	\$ 100,000	\$ -	\$ -	\$ -	\$ 100,000	
Elevator Replacement at Waterman Elementary School	113	2	\$ 110,000	\$ -	\$ -	\$ -	\$ -	\$ 110,000	
Roof Repair/Replacement at Waterman Elementary School (Ed. Wing)	114	2	\$ 98,000	\$ -	\$ -	\$ -	\$ -	\$ 98,000	
Roof Repair/Replacement at Waterman Elementary School (Gym)	115	2	\$ -	\$ 105,000	\$ -	\$ -	\$ -	\$ 105,000	
Roof Repair/Replacment at Waterman Elementary School (Caf.)	116	2	\$ -	\$ -	\$ 131,000	\$ -	\$ -	\$ 131,000	
<b>TOTAL SCHOOL FUND</b>			<b>\$ 3,815,086</b>	<b>\$ 7,101,389</b>	<b>\$ 6,786,000</b>	<b>\$ 754,000</b>	<b>\$ 1,313,975</b>	<b>\$ 19,770,450</b>	<b>\$ -</b>
<b>Potential Other Funding, Excluding Bonds Not Included in Available Revenues</b>			<b>\$ -</b>	<b>\$ -</b>	<b>\$ -</b>	<b>\$ -</b>	<b>\$ -</b>	<b>\$ -</b>	
<b>Anticipated Bond Funds</b>			<b>\$ -</b>	<b>\$ -</b>	<b>\$ (5,000,000)</b>	<b>\$ -</b>	<b>\$ -</b>	<b>\$ (5,000,000)</b>	
<b>TOTAL NEEDED FROM SCHOOL FUND</b>			<b>\$ 3,815,086</b>	<b>\$ 7,101,389</b>	<b>\$ 1,786,000</b>	<b>\$ 754,000</b>	<b>\$ 1,313,975</b>	<b>\$ 14,770,450</b>	<b>\$ -</b>

# CITY OF HARRISONBURG

## Capital Improvement Program

### Priority 1 and 2 Projects

#### Water Fund

#### FY 2025 through FY 2029

Water Fund Project Title	Page #	Project Priority	FY 2024-2025	FY 2025-2026	FY 2026-2027	FY 2027-2028	FY 2028-2029	TOTAL	Beyond
Raw Water Supply Drought Sources	117	2	\$ -	\$ -	\$ -	\$ -	\$ -	\$ -	\$ 7,500,000
Western Raw Waterline	119	2	\$ 8,880,000	\$ 380,000	\$ 380,000	\$ 380,000	\$ 380,000	\$ 10,400,000	\$ 19,030,000
Rural Potable Projects	121	2	\$ 516,643	\$ 516,643	\$ 516,643	\$ 414,861	\$ 216,643	\$ 2,181,433	\$ 3,032,860
Management of Pumping, Storage & Transfer Assets	123	2	\$ 350,000	\$ 350,000	\$ 350,000	\$ 350,000	\$ 350,000	\$ 1,750,000	\$ 12,000,000
Management of Transmission & Distribution: Assets	125	2	\$ 1,050,000	\$ 1,050,000	\$ 1,050,000	\$ 1,050,000	\$ 1,050,000	\$ 5,250,000	\$ 21,000,000
Management of Water Treatment Assets	127	2	\$ 558,599	\$ 558,599	\$ 558,599	\$ 558,599	\$ 558,599	\$ 2,792,995	\$ 11,171,980
Management of Metering System	129	2	\$ 25,000	\$ 25,000	\$ 25,000	\$ 25,000	\$ 25,000	\$ 125,000	\$ 500,000
Facilities	131	2	\$ 44,000	\$ 44,000	\$ 44,000	\$ 44,000	\$ 44,000	\$ 220,000	\$ 880,000
<b>TOTAL WATER FUND</b>			<b>\$ 11,424,242</b>	<b>\$ 2,924,242</b>	<b>\$ 2,924,242</b>	<b>\$ 2,822,460</b>	<b>\$ 2,624,242</b>	<b>\$ 22,719,428</b>	<b>\$ 75,114,840</b>
<b>Potential Other Funding, Excluding Bond Funds, Not Included in Available Revenues</b>			<b>\$ (1,000,000)</b>					<b>\$ (1,000,000)</b>	<b>\$ -</b>
<b>Anticipated Bond Funds Not Included in Available Revenues</b>			<b>\$ (7,500,000)</b>					<b>\$ (7,500,000)</b>	<b>\$ (29,790,000)</b>
<b>TOTAL NEEDED FROM WATER FUND</b>			<b>\$ 2,924,242</b>	<b>\$ 2,924,242</b>	<b>\$ 2,924,242</b>	<b>\$ 2,822,460</b>	<b>\$ 2,624,242</b>	<b>\$ 14,219,428</b>	<b>\$ 45,324,840</b>
<b>TOTAL AVAILABLE FROM WATER FUND</b>			<b>\$ 2,002,500</b>	<b>\$ 2,487,400</b>	<b>\$ 2,550,500</b>	<b>\$ 2,592,800</b>	<b>\$ 2,649,300</b>	<b>\$ 12,282,500</b>	

**CITY OF HARRISONBURG  
Capital Improvement Program**

**Priority 1 & 2 Projects  
Sewer Fund**

**FY 2025 through FY 2029**

<b>Sewer Fund Project Title</b>	<b>Page #</b>	<b>Project Priority</b>	<b>FY 2024-2025</b>	<b>FY 2025-2026</b>	<b>FY 2026-2027</b>	<b>FY 2027-2028</b>	<b>FY 2028-2029</b>	<b>TOTAL</b>	<b>Beyond</b>
Blacks Run Interceptor Upgrade Prog.	133	2	\$ 461,508	\$ 361,508	\$ 361,508	\$ 361,508	\$ 361,508	\$ 1,907,540	\$ 29,176,272
Management of Metering	135	2	\$ 173,188	\$ 173,188	\$ 173,188	\$ 173,188	\$ 173,188	\$ 865,940	\$ 1,463,760
Management of Collection & Transmission Assets	137	2	\$ 522,028	\$ 522,028	\$ 522,028	\$ 522,208	\$ 522,208	\$ 2,610,500	\$ 12,528,672
Management of Transfer & Monitoring Assets	139	2	\$ 50,000	\$ 50,000	\$ 50,000	\$ 50,000	\$ 50,000	\$ 250,000	\$ 1,000,000
Facilities	141	2	\$ 44,000	\$ 44,000	\$ 44,000	\$ 44,000	\$ 44,000	\$ 220,000	\$ 880,000
<b>TOTAL SEWER FUND</b>			<b>\$ 1,250,724</b>	<b>\$ 1,150,724</b>	<b>\$ 1,150,724</b>	<b>\$ 1,150,904</b>	<b>\$ 1,150,904</b>	<b>\$ 5,853,980</b>	<b>\$ 45,048,704</b>
<b>Potential Other Funding, Not Included in Available Revenues</b>			<b>\$ -</b>	<b>\$ -</b>	<b>\$ -</b>	<b>\$ -</b>	<b>\$ -</b>	<b>\$ -</b>	<b>\$ -</b>
<b>Anticipated Bond Funds Not Included in Available Revenues</b>			<b>\$ -</b>	<b>\$ -</b>	<b>\$ -</b>	<b>\$ -</b>	<b>\$ -</b>	<b>\$ -</b>	<b>\$ -</b>
<b>TOTAL NEEDED FROM SEWER FUND</b>			<b>\$ 1,250,724</b>	<b>\$ 1,150,724</b>	<b>\$ 1,150,724</b>	<b>\$ 1,150,904</b>	<b>\$ 1,150,904</b>	<b>\$ 5,853,980</b>	<b>\$ 45,048,704</b>
<b>TOTAL AVAILABLE FROM SEWER FUND</b>			<b>\$ 1,151,300</b>	<b>\$ 1,157,800</b>	<b>\$ 1,175,700</b>	<b>\$ 1,177,800</b>	<b>\$ 1,177,300</b>	<b>\$ 5,839,900</b>	

**CITY OF HARRISONBURG**  
**Capital Improvement Program**  
**Priority 1 & 2 Projects**  
**School Transportation Fund**  
**FY 2025 through FY 2029**

School Transportation Fund Project Title	Page #	Project Priority	FY 2024-2025	FY 2025-2026	FY 2026-2027	FY 2027-2028	FY 2028-2029	TOTAL	Beyond
School Bus Parking Expansion	143	2	\$ -	\$ 4,000,000	\$ -	\$ -	\$ -	\$ 4,000,000	
School Bus IT	144	2	\$ -	\$ 300,000	\$ -	\$ -	\$ -	\$ 300,000	
School Buses	145	2	\$ 750,000	\$ 600,000	\$ 600,000	\$ 800,000	\$ 800,000	\$ 3,550,000	
<b>TOTAL SCHOOL TRANSPORTATION FUND</b>			<b>\$ 750,000</b>	<b>\$ 4,900,000</b>	<b>\$ 600,000</b>	<b>\$ 800,000</b>	<b>\$ 800,000</b>	<b>\$ 7,850,000</b>	
Potential Other Funding, Excluding Bonds Not Included in Available Revenues			\$ -	\$ -	\$ -	\$ -	\$ -	\$ -	
Anticipated Bond Funds			\$ -	\$ (4,000,000)	\$ -	\$ -	\$ -	\$ (4,000,000)	
<b>TOTAL NEEDED FROM SCHOOL TRANSPORTATION FUND</b>			<b>\$ 750,000</b>	<b>\$ 900,000</b>	<b>\$ 600,000</b>	<b>\$ 800,000</b>	<b>\$ 800,000</b>	<b>\$ 3,850,000</b>	
<b>TOTAL AVAILABLE FROM SCHOOL TRANSPORTATION FUND</b>			<b>\$ 56,800</b>	<b>\$ 51,600</b>	<b>\$ 46,200</b>	<b>\$ 40,700</b>	<b>\$ 35,000</b>	<b>\$ 230,300</b>	

**CITY OF HARRISONBURG**  
**Capital Improvement Program**  
**Priority 1 & 2 Projects**  
**Public Transportation Fund**  
**FY 2025 through 2029**

<b>Public Transportation Fund Project Title</b>	<b>Page #</b>	<b>Project Priority</b>	<b>FY 2024-2025</b>	<b>FY 2025-2026</b>	<b>FY 2026-2027</b>	<b>FY 2027-2028</b>	<b>FY 2028-2029</b>	<b>TOTAL</b>	<b>Beyond</b>
Wash Bay Improvement/Replacement	146	2	\$ 450,000	\$ -	\$ -	\$ -	\$ -	\$ 450,000	
Transfer Center	147	2	\$ -	\$ 1,000,000	\$ -	\$ -	\$ -	\$ 1,000,000	
Transit Buses	148	2	\$ 3,270,000	\$ 2,800,000	\$ 400,000	\$ 5,800,000	\$ 5,600,000	\$ 17,870,000	
Employee Parking Lot Expansion	149	2	\$ -	\$ 650,000	\$ -	\$ -	\$ -	\$ 650,000	
Transit IT	150	2	\$ -	\$ -	\$ 3,000,000	\$ -	\$ -	\$ 3,000,000	
<b>TOTAL PUBLIC TRANSPORTATION FUND</b>			<b>\$ 3,720,000</b>	<b>\$ 4,450,000</b>	<b>\$ 3,400,000</b>	<b>\$ 5,800,000</b>	<b>\$ 5,600,000</b>	<b>\$ 22,970,000</b>	
<b>Potential Other Funding Not Included in Available Revenues</b>			<b>\$ (3,139,200)</b>	<b>\$ (2,993,500)</b>	<b>\$ (3,264,000)</b>	<b>\$ (5,568,000)</b>	<b>\$ (5,376,000)</b>	<b>\$ (20,340,700)</b>	
<b>TOTAL NEEDED FROM PUBLIC TRANSPORTATION FUND</b>			<b>\$ 580,800</b>	<b>\$ 1,456,500</b>	<b>\$ 136,000</b>	<b>\$ 232,000</b>	<b>\$ 224,000</b>	<b>\$ 2,629,300</b>	
<b>TOTAL AVAILABLE FROM PUBLIC TRANSPORTATION FUND</b>			<b>\$ (273,600)</b>	<b>\$ (358,900)</b>	<b>\$ (356,300)</b>	<b>\$ (351,800)</b>	<b>\$ (345,500)</b>	<b>\$ (1,686,100)</b>	



**CITY OF HARRISONBURG**

**Capital Improvement Program**

**Priority 1 & 2 Projects**

**Sanitation Fund**

**FY 2025 through FY 2029**

<b>Sanitation Fund Project Title</b>	<b>Page #</b>	<b>Project Priority</b>	<b>FY 2024-2025</b>	<b>FY 2025-2026</b>	<b>FY 2026-2027</b>	<b>FY 2027-2028</b>	<b>FY 2028-2029</b>	<b>TOTAL</b>	<b>Beyond</b>
City landfill Closure & Monitoring	151	1	\$ 130,000	\$ 135,000	\$ 135,000	\$ 135,000	\$ 135,000	\$ 670,000	\$ 1,538,600
<b>TOTAL SANITATION FUND</b>			\$ 130,000	\$ 135,000	\$ 135,000	\$ 135,000	\$ 135,000	\$ 670,000	\$ 1,538,600
<b>TOTAL NEEDED FROM SANITATION FUND</b>			\$ 130,000	\$ 135,000	\$ 135,000	\$ 135,000	\$ 135,000	\$ 670,000	\$ 1,538,600
<b>TOTAL AVAILABLE FROM SANITATION FUND</b>			\$ (618,200)	\$ 837,600	\$ 739,500	\$ 683,200	\$ 579,600	\$ 2,221,700	

**CITY OF HARRISONBURG**  
**Capital Improvement Program**  
**Priority 1 & 2 Projects**  
**Stormwater Fund**  
**FY 2025 through FY 2029**

<b>Stormwater Fund Project Title</b>	<b>Page #</b>	<b>Project Priority</b>	<b>FY 2024-2025</b>	<b>FY 2025-2026</b>	<b>FY 2026-2027</b>	<b>FY 2027-2028</b>	<b>FY 2028-2029</b>	<b>TOTAL</b>	<b>Beyond</b>
SWM Equipment	152	2	\$ -	\$ 350,000	\$ -	\$ -	\$ -	\$ 350,000	\$ 400,000
VMRC Extended Detention Pond	153	2	\$ 1,343,100	\$ -	\$ -	\$ -	\$ -	\$ 1,343,100	
Temporary Credit Purchases	154	2	\$ 81,151	\$ -	\$ -	\$ -	\$ 150,000	\$ 231,151	
Permanent Credit Purchases	155	2	\$ 284,000	\$ 284,000	\$ 284,000	\$ -	\$ -	\$ 852,000	
Waterman Drive Drainage and Water Quality Improvement	156	2	\$ -	\$ -	\$ -	\$ -	\$ -	\$ -	\$ 4,025,550
Drainage Improvement Program	157	2	\$ 100,000	\$ 100,000	\$ 100,000	\$ 100,000	\$ 100,000	\$ 500,000	
Suter Street Drainage Improvements	158	2	\$ -	\$ 850,000	\$ 2,150,000	\$ -	\$ -	\$ 3,000,000	
<b>TOTAL STORMWATER FUND</b>			<b>\$ 1,808,251</b>	<b>\$ 1,584,000</b>	<b>\$ 2,534,000</b>	<b>\$ 100,000</b>	<b>\$ 250,000</b>	<b>\$ 6,276,251</b>	<b>\$ 4,425,550</b>
<b>Potential Other Funding, Excluding Bond Funds, Not Included in Available Revenues</b>			<b>\$ (1,007,325)</b>	<b>\$ -</b>	<b>\$ -</b>	<b>\$ -</b>	<b>\$ -</b>	<b>\$ (1,007,325)</b>	
<b>TOTAL NEEDED FROM STORMWATER FUND</b>			<b>\$ 800,926</b>	<b>\$ 1,584,000</b>	<b>\$ 2,534,000</b>	<b>\$ 100,000</b>	<b>\$ 250,000</b>	<b>\$ 5,268,926</b>	
<b>TOTAL AVAILABLE FROM STORMWATER FUND</b>			<b>\$ 676,300</b>	<b>\$ 652,700</b>	<b>\$ 628,600</b>	<b>\$ 603,800</b>	<b>\$ 578,200</b>	<b>\$ 3,139,600</b>	

**CITY OF HARRISONBURG**  
**5 Year Capital Improvement Request by Fund**  
**Priority 1 and 2 Projects by Fund**  
**FY 2025 through FY 2029**

<b>FUND</b>	<b>FY 2024-2025</b>	<b>FY 2025-2026</b>	<b>FY 2026-2027</b>	<b>FY 2027-2028</b>	<b>FY 2028-2029</b>	<b>TOTAL</b>
General Fund	\$ 17,965,000	\$ 19,088,500	\$ 6,626,000	\$ 17,533,236	\$ 17,234,000	\$ 78,446,736
School Fund	\$ 3,815,086	\$ 7,101,389	\$ 6,786,000	\$ 754,000	\$ 1,313,975	\$ 19,770,450
Water Fund	\$ 11,424,242	\$ 2,924,242	\$ 2,924,242	\$ 2,822,460	\$ 2,624,242	\$ 22,719,428
Sewer Fund	\$ 1,250,724	\$ 1,150,724	\$ 1,150,724	\$ 1,150,904	\$ 1,150,904	\$ 5,853,980
School Transportation Fund	\$ 750,000	\$ 4,900,000	\$ 600,000	\$ 800,000	\$ 800,000	\$ 7,850,000
Public Transportation Fund	\$ 3,720,000	\$ 4,450,000	\$ 3,400,000	\$ 5,800,000	\$ 5,600,000	\$ 22,970,000
Sanitation Fund	\$ 130,000	\$ 135,000	\$ 135,000	\$ 135,000	\$ 135,000	\$ 670,000
Stormwater Fund	\$ 1,808,251	\$ 1,584,000	\$ 2,534,000	\$ 100,000	\$ 250,000	\$ 6,276,251
<b>Subtotal</b>	<b>\$ 40,863,303</b>	<b>\$ 41,333,855</b>	<b>\$ 24,155,966</b>	<b>\$ 29,095,600</b>	<b>\$ 29,108,121</b>	<b>\$ 164,556,845</b>
Total Available from Other Sources (Includes anticipated bond funds not included in available funds)	\$ (17,031,525)	\$ (14,106,000)	\$ (9,724,000)	\$ (16,377,236)	\$ (15,666,000)	\$ (72,904,761)
<b>TOTAL NEEDED BY ALL FUNDS</b>	<b>\$ 23,831,778</b>	<b>\$ 27,227,855</b>	<b>\$ 14,431,966</b>	<b>\$ 12,718,364</b>	<b>\$ 13,442,121</b>	<b>\$ 91,652,084</b>
<b>TOTAL AVAILABLE FROM ALL FUNDS</b>	<b>\$ 11,742,100</b>	<b>\$ 13,242,700</b>	<b>\$ 11,424,500</b>	<b>\$ 11,681,000</b>	<b>\$ 9,416,900</b>	<b>\$ 57,507,200</b>

**CITY OF HARRISONBURG**  
**5 Year Capital Improvement Request by Department**  
**FY 2025 through FY 2029**

<b>DEPARTMENT</b>	<b>FY 2024-2025</b>	<b>FY 2025-2026</b>	<b>FY 2026-2027</b>	<b>FY 2027-2028</b>	<b>FY 2028-2029</b>	<b>TOTAL</b>
Information Technology	\$ 60,000	\$ 130,000	\$ 700,000	\$ 60,000	\$ 130,000	\$ 1,080,000
Police	\$ -	\$ -	\$ -	\$ -	\$ -	\$ -
Fire	\$ 6,925,000	\$ 8,188,500	\$ 526,000	\$ 304,000	\$ 2,834,000	\$ 18,777,500
Emergency Communications Center	\$ 870,000	\$ 1,300,000	\$ 1,270,000	\$ 1,200,000	\$ 10,000,000	\$ 14,640,000
General Properties	\$ 5,900,000	\$ 5,750,000	\$ -	\$ -	\$ -	\$ 11,650,000
Public Works	\$ 3,570,000	\$ 4,510,000	\$ 5,035,000	\$ 9,149,236	\$ 3,950,000	\$ 26,214,236
Parks and Recreation	\$ 1,090,000	\$ 1,135,000	\$ 1,995,000	\$ 7,558,000	\$ 570,000	\$ 12,348,000
Parking Services	\$ -	\$ -	\$ -	\$ -	\$ -	\$ -
Schools	\$ 3,815,086	\$ 7,101,389	\$ 6,786,000	\$ 754,000	\$ 1,313,975	\$ 19,770,450
Water	\$ 11,424,242	\$ 2,924,242	\$ 2,924,242	\$ 2,822,460	\$ 2,624,242	\$ 22,719,428
Sewer	\$ 1,250,724	\$ 1,150,724	\$ 1,150,724	\$ 1,150,904	\$ 1,150,904	\$ 5,853,980
Transportation (School and Transit)	\$ 4,470,000	\$ 9,350,000	\$ 4,000,000	\$ 6,600,000	\$ 6,400,000	\$ 30,820,000
Sanitation	\$ 130,000	\$ 135,000	\$ 135,000	\$ 135,000	\$ 135,000	\$ 670,000
Stormwater	\$ 1,808,251	\$ 1,584,000	\$ 2,534,000	\$ 100,000	\$ 250,000	\$ 6,276,251
<b>Subtotal</b>	<b>\$ 41,313,303</b>	<b>\$ 43,258,855</b>	<b>\$ 27,055,966</b>	<b>\$ 29,833,600</b>	<b>\$ 29,358,121</b>	<b>\$ 170,819,845</b>
Total Available from Other Sources (Includes anticipated bond funds not included in available funds)	\$ (17,299,395)	\$ (14,256,000)	\$ (11,669,000)	\$ (16,377,236)	\$ (15,666,000)	\$ (75,267,631)
<b>TOTAL NEEDED BY ALL DEPTS.</b>	<b>\$ 24,013,908</b>	<b>\$ 29,002,855</b>	<b>\$ 15,386,966</b>	<b>\$ 13,456,364</b>	<b>\$ 13,692,121</b>	<b>\$ 95,552,214</b>
<b>TOTAL AVAILABLE FROM ALL FUNDS</b>	<b>\$ 11,742,100</b>	<b>\$ 13,242,700</b>	<b>\$ 11,424,500</b>	<b>\$ 11,681,000</b>	<b>\$ 9,416,900</b>	<b>\$ 57,507,200</b>

**CITY OF HARRISONBURG**  
**5 Year Capital Improvement Request by Fund**  
**FY 2025 through FY 2029**

<b>FUND</b>	<b>FY 2024-2025</b>	<b>FY 2025-2026</b>	<b>FY 2026-2027</b>	<b>FY 2027-2028</b>	<b>FY 2028-2029</b>	<b>TOTAL</b>
General Fund	\$ 18,415,000	\$ 21,013,500	\$ 9,526,000	\$ 18,271,236	\$ 17,484,000	\$ 84,709,736
Schools Fund	\$ 3,815,086	\$ 7,101,389	\$ 6,786,000	\$ 754,000	\$ 1,313,975	\$ 19,770,450
Water Fund	\$ 11,424,242	\$ 2,924,242	\$ 2,924,242	\$ 2,822,460	\$ 2,624,242	\$ 22,719,428
Sewer Fund	\$ 1,250,724	\$ 1,150,724	\$ 1,150,724	\$ 1,150,904	\$ 1,150,904	\$ 5,853,980
School Transportation Fund	\$ 750,000	\$ 4,900,000	\$ 600,000	\$ 800,000	\$ 800,000	\$ 7,850,000
Public Transportation Fund	\$ 3,720,000	\$ 4,450,000	\$ 3,400,000	\$ 5,800,000	\$ 5,600,000	\$ 22,970,000
Sanitation Fund	\$ 130,000	\$ 135,000	\$ 135,000	\$ 135,000	\$ 135,000	\$ 670,000
Stormwater Fund	\$ 1,808,251	\$ 1,584,000	\$ 2,534,000	\$ 100,000	\$ 250,000	\$ 6,276,251
<b>Subtotal</b>	<b>\$ 41,313,303</b>	<b>\$ 43,258,855</b>	<b>\$ 27,055,966</b>	<b>\$ 29,833,600</b>	<b>\$ 29,358,121</b>	<b>\$ 170,819,845</b>
Total Available from Other Sources (Includes anticipated bond funds not included in available funds)	\$ (17,299,395)	\$ (14,256,000)	\$ (11,669,000)	\$ (16,377,236)	\$ (15,666,000)	\$ (75,267,631)
<b>TOTAL NEEDED BY ALL FUNDS</b>	<b>\$ 24,013,908</b>	<b>\$ 29,002,855</b>	<b>\$ 15,386,966</b>	<b>\$ 13,456,364</b>	<b>\$ 13,692,121</b>	<b>\$ 95,552,214</b>
<b>TOTAL AVAILABLE FROM ALL FUNDS</b>	<b>\$ 11,742,100</b>	<b>\$ 13,242,700</b>	<b>\$ 11,424,500</b>	<b>\$ 11,681,000</b>	<b>\$ 9,416,900</b>	<b>\$ 57,507,200</b>



## Capital Improvement Program FY2025 thru FY2029 Project Request Form

**Project Title:** Server Replacement

**Project Code:** IT-NSP04

**Project Priority:** Priority 2

**Project Type:** REPLACEMENT

**Start Date (FYE):** 2025

**Department:** 122011

**Status:** Active

**Completion Date (FYE):** Ongoing

**Description:**

Replace half of the active VMware Servers with new machines every three years.

**Justifications:**

- Mandated
- Remove hazards
- x-Maintains service
- Increase efficiency
- Increase revenues
- x-Improves service
- New service
- Convenience
- Other

**Explanation:**

A PC Server life cycle lasts 5-7 years. With this in mind, the department has adopted a policy to replace half the server hardware every 3 years to ensure we have machines that can keep up with the latest technology.

**Alternative:**

Replace all servers every 5-6 years when they go end of life. This could lead to data loss due to hardware failure, and an inability to run the latest software due to hardware limitations.

**Goals and Objectives**

G 14

Expenditures:	Prior	2025	2026	2027	2028	2029	Future	Total
Planning								\$0
Land								\$0
Construction								\$0
Equipment		\$60,000			\$60,000			\$120,000
Other Expenses								\$0
<b>Total</b>	\$0	\$60,000	\$0	\$0	\$60,000	\$0	\$0	\$120,000

Funding Sources:	Prior	2025	2026	2027	2028	2029	Future	Total
General Revenue		\$60,000			\$60,000			\$120,000
Enterprise Revenue								\$0
Bond Proceeds								\$0
Grants								\$0
Capital Project Fund								\$0
Other Revenue								\$0
<b>Total</b>	\$0	\$60,000	\$0	\$0	\$60,000	\$0	\$0	\$120,000

Operating Impacts:	Prior	2025	2026	2027	2028	2029	Future	Total
Personnel								\$0
Operating								\$0
Capital								\$0
Offsets								\$0
<b>Total</b>	\$0	\$0	\$0	\$0	\$0	\$0	\$0	\$0



## Capital Improvement Program FY2025 thru FY2029 Project Request Form

**Project Title:** Document Management System

**Project Code:** IT-SP008

**Project Priority:** Priority 3

**Project Type:** ADDITION

**Start Date (FYE):** 2026

**Department:** 122011

**Status:** Active

**Completion Date (FYE):** 2026

**Description:**

Create an enterprise-wide document management system. This system will reduce the abundance of paper-based systems, increase efficiency of staff, increase document security, improve compliance with state and federal regulations.

**Justifications:**

- Mandated
- Remove hazards
- x-Maintains service
- x-Increase efficiency
- Increase revenues
- x-Improves service
- x-New service
- x-Convenience
- Other

**Explanation:**

The City has acknowledged the need for a document management system. Several departments have started filing documents on network resources in anticipation of such a system, but many still have file folders full of paper documents that require manual intervention and little security. The new system will address the physical storage, manual retrieval process and security requirements for documents in the enterprise.

**Goals and Objectives**

- O 11.7
- G 14
- O 14.4

**Alternative:**

Continue to utilize manual processes in an inefficient manner. Research other methods of securing sensitive documents in the enterprise.

Expenditures:	Prior	2025	2026	2027	2028	2029	Future	Total
Planning								\$0
Land								\$0
Construction								\$0
Equipment								\$0
Other Expenses				\$500,000				\$500,000
<b>Total</b>	\$0	\$0	\$0	\$500,000	\$0	\$0	\$0	\$500,000

Funding Sources:	Prior	2025	2026	2027	2028	2029	Future	Total
General Revenue				\$500,000				\$500,000
Enterprise Revenue								\$0
Bond Proceeds								\$0
Grants								\$0
Capital Project Fund								\$0
Other Revenue								\$0
<b>Total</b>	\$0	\$0	\$0	\$500,000	\$0	\$0	\$0	\$500,000

Operating Impacts:	Prior	2025	2026	2027	2028	2029	Future	Total
Personnel								\$0
Operating				\$75,000	\$75,000	\$75,000	\$75,000	\$300,000
Capital								\$0
Offsets								\$0
<b>Total</b>	\$0	\$0	\$0	\$75,000	\$75,000	\$75,000	\$75,000	\$300,000



## Capital Improvement Program FY2025 thru FY2029 Project Request Form

**Project Title:** Storage System Replacement

**Project Code:** IT-NSP02

**Project Priority:** Priority 2

**Project Type:** REPLACEMENT

**Start Date (FYE):** 2026

**Department:** 122011

**Status:** Active

**Completion Date (FYE):** Ongoing

**Description:**

Replace the current storage device with another enterprise storage device. Move the current device to DR/BC (Disaster Recovery Business Continuity) status. Decommission the DR/BC storage device.

**Justifications:**

- Mandated
- x-Remove hazards
- x-Maintains service
- x-Increase efficiency
- Increase revenues
- x-Improves service
- New service
- Convenience
- Other

**Explanation:**

Most storage systems have a useful support life of 6-7 years. With this in mind and to spread the cost over several years, the department has implemented a 3 year replacement cycle for storage equipment. This means that the current unit will be within 3 years of the latest technology, and the backup unit will still be in support during its useful lifespan. This also allows for adjustments in capacity requirements.

**Goals and Objectives**

**Alternative:**

Purchase servers at end of life or when near capacity. Buying in this manner would cause emergency purchases, and increase the risk of data loss due to hardware failure.

G 14

Expenditures:	Prior	2025	2026	2027	2028	2029	Future	Total
Planning								\$0
Land								\$0
Construction								\$0
Equipment			\$130,000			\$130,000		\$260,000
Other Expenses								\$0
<b>Total</b>	\$0	\$0	\$130,000	\$0	\$0	\$130,000	\$0	\$260,000

Funding Sources:	Prior	2025	2026	2027	2028	2029	Future	Total
General Revenue			\$130,000			\$130,000		\$260,000
Enterprise Revenue								\$0
Bond Proceeds								\$0
Grants								\$0
Capital Project Fund								\$0
Other Revenue								\$0
<b>Total</b>	\$0	\$0	\$130,000	\$0	\$0	\$130,000	\$0	\$260,000

Operating Impacts:	Prior	2025	2026	2027	2028	2029	Future	Total
Personnel								\$0
Operating								\$0
Capital								\$0
Offsets								\$0
<b>Total</b>	\$0	\$0	\$0	\$0	\$0	\$0	\$0	\$0





## Capital Improvement Program FY2025 thru FY2029 Project Request Form

**Project Title:** Network Replacement

**Project Code:** IT-NSP05

**Project Priority:** Priority 2

**Project Type:** REPLACEMENT

**Start Date (FYE):** 2027

**Department:** 122011

**Status:** Active

**Completion Date (FYE):** 2027

**Description:**

Replace core network switches.

**Justifications:**

- Mandated
- Remove hazards
- x-Maintains service
- Increase efficiency
- Increase revenues
- Improves service
- New service
- Convenience
- Other

**Explanation:**

The current switches went end of sale 4/30/2022. HPE will no longer support them after 04/30/2027. These switches run the entire network and redundancy for the enterprise.

**Alternative:**

Do not replace them until they break. This will cause loss of productivity for an extended period.

**Goals and Objectives**

G 14

Expenditures:	Prior	2025	2026	2027	2028	2029	Future	Total
Planning								\$0
Land								\$0
Construction								\$0
Equipment				\$200,000				\$200,000
Other Expenses								\$0
<b>Total</b>	\$0	\$0	\$0	\$200,000	\$0	\$0	\$0	\$200,000

Funding Sources:	Prior	2025	2026	2027	2028	2029	Future	Total
General Revenue				\$200,000				\$200,000
Enterprise Revenue								\$0
Bond Proceeds								\$0
Grants								\$0
Capital Project Fund								\$0
Other Revenue								\$0
<b>Total</b>	\$0	\$0	\$0	\$200,000	\$0	\$0	\$0	\$200,000

Operating Impacts:	Prior	2025	2026	2027	2028	2029	Future	Total
Personnel								\$0
Operating	\$11,000	\$11,000	\$11,000	\$30,000	\$30,000	\$30,000	\$30,000	\$153,000
Capital								\$0
Offsets								\$0
<b>Total</b>	\$11,000	\$11,000	\$11,000	\$30,000	\$30,000	\$30,000	\$30,000	\$153,000



## Capital Improvement Program FY2025 thru FY2029 Project Request Form

**Project Title:** Police Firearms Range Noise Reduction  
**Project Code:** PD2023-1  
**Project Priority:** Priority 3      **Project Type:** REPLACEMENT      **Start Date (FYE):** Beyond  
**Department:** 310131      **Status:** Active      **Completion Date (FYE):** Beyond

**Description:**

Effectively manage noise pollution levels by providing a layer of noise absorption materials/structures around the properties of the existing police pistol deck and rifle deck.

**Justifications:**

Mandated  
 x-Remove hazards  
 x-Maintains service  
 Increase efficiency  
 Increase revenues  
 Improves service  
 New service  
 Convenience  
 Other

**Explanation:**

Current sound mitigation technology has been proven to reduce firearm-related noise levels. The decibel levels that a firearm makes can have a negative effect on the surrounding community. We specifically started looking for a noise suppression solution with the building of the new Harrisonburg High school and the proximity to the HPD firing range. There are several sound reduction techniques used to deflect and dampen sound waves and are very effective when used in conjunction with each other. The most effective sound reducing strategies utilize high berms, covered shooting positions with sound damping materials, side berms, overhead baffles, and barriers behind the firing line.

**Goals and Objectives**

0 15.1

**Alternative:**

Workable alternative to this solution would be to procure an existing property and structure for an indoor range at an alternative site, again realizing the cost of sound proofing that structure.

Expenditures:	Prior	2025	2026	2027	2028	2029	Future	Total
Planning								\$0
Land								\$0
Construction							\$700,000	\$700,000
Equipment								\$0
Other Expenses								\$0
<b>Total</b>	\$0	\$0	\$0	\$0	\$0	\$0	\$700,000	\$700,000

Funding Sources:	Prior	2025	2026	2027	2028	2029	Future	Total
General Revenue							\$700,000	\$700,000
Enterprise Revenue								\$0
Bond Proceeds								\$0
Grants								\$0
Capital Project Fund								\$0
Other Revenue								\$0
<b>Total</b>	\$0	\$0	\$0	\$0	\$0	\$0	\$700,000	\$700,000

Operating Impacts:	Prior	2025	2026	2027	2028	2029	Future	Total
Personnel								\$0
Operating								\$0
Capital								\$0
Offsets								\$0
<b>Total</b>	\$0	\$0	\$0	\$0	\$0	\$0	\$0	\$0



# Capital Improvement Program FY2025 thru FY2029 Project Request Form

**Project Title:** Fire Station #5 (Park View)  
**Project Code:** HFD1  
**Project Priority:** Priority 2      **Project Type:** NEW      **Start Date (FYE):** 2025  
**Department:** 320132      **Status:** Active      **Completion Date (FYE):** 2025

**Description:**

New fire station for the Park View area, which will improve response times to this area. The addition of this station would qualify the City to attain an ISO Class 1 credential and be one of only 240 Departments nationwide to hold such a grading (out of 47,000). When this station is built, 15 additional personnel will have to be hired, and a new (additional) fire engine will have to be purchased. Station is projected to be approximately 12,500 sq. ft. Costs below represent land acquisition, construction, apparatus purchase, and personnel costs.

**Justifications:**

Mandated  
 Remove hazards  
 Maintains service  
 x-Increase efficiency  
 Increase revenues  
 x-Improves service  
 New service  
 Convenience  
 Other

**Explanation:**

Response times to this area are the longest of any in the city. The addition of this station will reduce response times, and provide better services to residents, businesses, and students. It is expected that this station would handle at least 1000 calls for service in its first year of operation. VMRC, EMU, and a rapidly expanding commercial district are located in this area. If constructed, staff would pursue a federal grant to cover the salaries / benefits of firefighters assigned to this station for three years. The design intends to incorporate sustainable features including rooftop solar panels to provide power to the facility. The city is negotiating for land and is in an RFP process with a design/construction firm and expects to sign a contract with an encumbrance of funding by December, 2023.

**Goals and Objectives**

G 15  
O 15.2

**Alternative:**

Continue to serve the Parkview community from the current Fire Station #4 located on Rock St.

Expenditures:	Prior	2025	2026	2027	2028	2029	Future	Total
Planning								\$0
Land		\$1,000,000						\$1,000,000
Construction		\$5,700,000						\$5,700,000
Equipment	\$1,100,000							\$1,100,000
Other Expenses								\$0
<b>Total</b>	<b>\$1,100,000</b>	<b>\$6,700,000</b>	<b>\$0</b>	<b>\$0</b>	<b>\$0</b>	<b>\$0</b>	<b>\$0</b>	<b>\$7,800,000</b>

Funding Sources:	Prior	2025	2026	2027	2028	2029	Future	Total
General Revenue		\$2,800,000						\$2,800,000
Enterprise Revenue								\$0
Bond Proceeds								\$0
Grants								\$0
Capital Project Fund								\$0
Other Revenue	\$1,100,000	\$3,900,000						\$5,000,000
<b>Total</b>	<b>\$1,100,000</b>	<b>\$6,700,000</b>	<b>\$0</b>	<b>\$0</b>	<b>\$0</b>	<b>\$0</b>	<b>\$0</b>	<b>\$7,800,000</b>

Operating Impacts:	Prior	2025	2026	2027	2028	2029	Future	Total
Personnel		\$1,100,000	\$1,100,000	\$1,100,000	\$1,100,000	\$1,100,000	\$1,100,000	\$6,600,000
Operating			\$10,000	\$11,000	\$12,000	\$13,000	\$13,000	\$59,000
Capital								\$0
Offsets								\$0
<b>Total</b>	<b>\$0</b>	<b>\$1,100,000</b>	<b>\$1,110,000</b>	<b>\$1,111,000</b>	<b>\$1,112,000</b>	<b>\$1,113,000</b>	<b>\$1,113,000</b>	<b>\$6,659,000</b>



# Capital Improvement Program FY2025 thru FY2029 Project Request Form

**Project Title:** Apparatus Replacement Program  
**Project Code:** HFD2  
**Project Priority:** Priority 2      **Project Type:** REPLACEMENT      **Start Date (FYE):** 2026  
**Department:** 320132      **Status:** Active      **Completion Date (FYE):** Ongoing

**Description:**

Comprehensive Apparatus Replacement Plan (2023-2038) for all major apparatus (e.g.: Engines, Ladder Trucks, Heavy Technical Rescue Vehicles) in the fleet. This plan replaces a heavy technical rescue vehicle in 2026, a 2000 brush truck in 2027, and a 2013 Ladder Truck in 2029.

**Justifications:**

- Mandated
- x-Remove hazards
- x-Maintains service
- x-Increase efficiency
- Increase revenues
- Improves service
- New service
- Convenience
- Other

**Explanation:**

The Fire Department has developed a comprehensive 15-year replacement plan for all major vehicles in the fleet. By creating a plan based on objective empirical data, the City can more effectively predict and plan for replacement of essential fire apparatus. All vehicles are tracked based on a combination of years of service, maintenance costs, out-of-service time, maintenance to value ratio and mileage.

**Goals and Objectives**

**Alternative:**

Maintain the status quo of replacing certain vehicles on a linear schedule, based on years of service factor.

G 15  
O 15.2

Expenditures:	Prior	2025	2026	2027	2028	2029	Future	Total
Planning								\$0
Land								\$0
Construction								\$0
Equipment			\$1,500,000	\$250,000		\$2,500,000		\$4,250,000
Other Expenses								\$0
<b>Total</b>	\$0	\$0	\$1,500,000	\$250,000	\$0	\$2,500,000	\$0	\$4,250,000

Funding Sources:	Prior	2025	2026	2027	2028	2029	Future	Total
General Revenue			\$1,500,000	\$250,000		\$2,500,000		\$4,250,000
Enterprise Revenue								\$0
Bond Proceeds								\$0
Grants								\$0
Capital Project Fund								\$0
Other Revenue								\$0
<b>Total</b>	\$0	\$0	\$1,500,000	\$250,000	\$0	\$2,500,000	\$0	\$4,250,000

Operating Impacts:	Prior	2025	2026	2027	2028	2029	Future	Total
Personnel								\$0
Operating								\$0
Capital								\$0
Offsets								\$0
<b>Total</b>	\$0	\$0	\$0	\$0	\$0	\$0	\$0	\$0



## Capital Improvement Program FY2025 thru FY2029 Project Request Form

**Project Title:** Protective Equipment Replacement

**Project Code:** HFD3

**Project Priority:** Priority 2

**Project Type:** NEW

**Start Date (FYE):** 2025

**Department:** 320132

**Status:** Active

**Completion Date (FYE):** Ongoing

**Description:**

Replacement of Firefighter Protective Equipment.

**Justifications:**

- Mandated
- Remove hazards
- x-Maintains service
- Increase efficiency
- Increase revenues
- Improves service
- New service
- Convenience
- Other

**Explanation:**

The purpose of this project is to ensure a regularly recurring replacement of structural firefighting personal protective equipment in accordance with national standards which recommends replacement of a set of PPE (based on normal wear and tear) every ten years.

**Goals and Objectives**

G 15  
O 15.2

**Alternative:**

Continue to use gear past recommended life span.

<b>Expenditures:</b>	Prior	2025	2026	2027	2028	2029	Future	Total
Planning								\$0
Land								\$0
Construction								\$0
Equipment		\$225,000	\$188,500	\$276,000	\$304,000	\$334,000	\$367,000	\$1,694,500
Other Expenses								\$0
<b>Total</b>	<b>\$0</b>	<b>\$225,000</b>	<b>\$188,500</b>	<b>\$276,000</b>	<b>\$304,000</b>	<b>\$334,000</b>	<b>\$367,000</b>	<b>\$1,694,500</b>

<b>Funding Sources:</b>	Prior	2025	2026	2027	2028	2029	Future	Total
General Revenue		\$225,000	\$188,500	\$276,000	\$304,000	\$334,000	\$367,000	\$1,694,500
Enterprise Revenue								\$0
Bond Proceeds								\$0
Grants								\$0
Capital Project Fund								\$0
Other Revenue								\$0
<b>Total</b>	<b>\$0</b>	<b>\$225,000</b>	<b>\$188,500</b>	<b>\$276,000</b>	<b>\$304,000</b>	<b>\$334,000</b>	<b>\$367,000</b>	<b>\$1,694,500</b>

<b>Operating Impacts:</b>	Prior	2025	2026	2027	2028	2029	Future	Total
Personnel								\$0
Operating								\$0
Capital								\$0
Offsets								\$0
<b>Total</b>	<b>\$0</b>	<b>\$0</b>	<b>\$0</b>	<b>\$0</b>	<b>\$0</b>	<b>\$0</b>	<b>\$0</b>	<b>\$0</b>



# Capital Improvement Program FY2025 thru FY2029 Project Request Form

**Project Title:** Fire Station 4 Replacement

**Project Code:** HFD4

**Project Priority:** Priority 2

**Project Type:** REPLACEMENT

**Start Date (FYE):** 2027

**Department:** 320132

**Status:** Active

**Completion Date (FYE):** 2028

**Description:**

Replacement of Fire Station 4, located on East Rock Street. The current fire station is approaching 50 years of age (2025). The station has significant structural issues which would require asbestos abatement, helical piers to stabilize ground below the existing station, addition of an ADA required elevator (if station remains a two-story station) and addition of a sprinkler system. The cost to value ratio of renovation vs. replacement suggests that the fiscally responsible action would be to replace the existing station with a modern fire station.

**Justifications:**

- Mandated
- x-Remove hazards
- x-Maintains service
- x-Increase efficiency
- Increase revenues
- x-Improves service
- New service
- Convenience
- Other

**Explanation:**

In FY19-20, \$2,000,000 was assigned to the HFD budget for a renovation of Station 4. To date, \$150,000.00 was expended for Architectural design by ZHA Architects who (in 2020) estimated a renovation cost of \$4,000,000.00. With \$1,900,000.00 remaining in current budget, the FD and Facilities Planner recommend funding the replacement of the fire station at a total cost of \$6,500,000.00 in FY27 on the existing site. This recommendation is based on the most effective and efficient use of funds from a cost/benefit model. The Department will seek to include sustainable energy features in the new building to include rooftop solar panels to support power in the facility. The Department is requesting that the project funding be made available July 1, 2026.

**Goals and Objectives**

- G 15
- O 15.2

**Alternative:**

Retain \$1,850,000.00 to accomplish partial renovation of existing station within the confines of available funding. This would not alleviate current challenges, accelerating the need for additional funding in the future to replace the existing station.

Expenditures:	Prior	2025	2026	2027	2028	2029	Future	Total
Planning	\$150,000							\$150,000
Land								\$0
Construction			\$6,500,000					\$6,500,000
Equipment								\$0
Other Expenses								\$0
<b>Total</b>	<b>\$150,000</b>	<b>\$0</b>	<b>\$6,500,000</b>	<b>\$0</b>	<b>\$0</b>	<b>\$0</b>	<b>\$0</b>	<b>\$6,650,000</b>

Funding Sources:	Prior	2025	2026	2027	2028	2029	Future	Total
General Revenue								\$0
Enterprise Revenue								\$0
Bond Proceeds			\$4,650,000					\$4,650,000
Grants								\$0
Capital Project Fund	\$150,000		\$1,850,000					\$2,000,000
Other Revenue								\$0
<b>Total</b>	<b>\$150,000</b>	<b>\$0</b>	<b>\$6,500,000</b>	<b>\$0</b>	<b>\$0</b>	<b>\$0</b>	<b>\$0</b>	<b>\$6,650,000</b>

Operating Impacts:	Prior	2025	2026	2027	2028	2029	Future	Total
Personnel								\$0
Operating				\$10,000	\$10,000	\$11,000	\$11,000	\$42,000
Capital								\$0
Offsets								\$0
<b>Total</b>	<b>\$0</b>	<b>\$0</b>	<b>\$0</b>	<b>\$10,000</b>	<b>\$10,000</b>	<b>\$11,000</b>	<b>\$11,000</b>	<b>\$42,000</b>



## Capital Improvement Program FY2025 thru FY2029 Project Request Form

**Project Title:** Construct New ECC

**Project Code:** HRECC02

**Project Priority:** Priority 2

**Project Type:** REPLACEMENT

**Start Date (FYE):** 2029

**Department:** 321132

**Status:** Active

**Completion Date (FYE):** 2029

**Description:**

Plan, construct, and equip a new Emergency Communications Center Building.

**Justifications:**

Mandated  
Remove hazards  
x-Maintains service  
Increase efficiency  
Increase revenues  
Improves service  
New service  
Convenience  
Other

**Explanation:**

The current facility was renovated in 2005 with a 10-15 year operational period. Operational, technical, and administrative areas are at maximum capacity with no growth space possible. Moving this forward to 2028 so that we can do some research and update the plan.

The design will evaluate appropriate sustainability and energy efficiency measures suitable for data centers and/or 24/7 emergency operations centers.

**Goals and Objectives**

**Alternative:**

None.

G 15  
O 15.2

Expenditures:	Prior	2025	2026	2027	2028	2029	Future	Total
Planning						\$200,000		\$200,000
Land						\$1,000,000		\$1,000,000
Construction						\$6,500,000		\$6,500,000
Equipment						\$2,300,000		\$2,300,000
Other Expenses								\$0
<b>Total</b>	<b>\$0</b>	<b>\$0</b>	<b>\$0</b>	<b>\$0</b>	<b>\$0</b>	<b>\$10,000,000</b>	<b>\$0</b>	<b>\$10,000,000</b>

Funding Sources:	Prior	2025	2026	2027	2028	2029	Future	Total
General Revenue						\$350,000		\$350,000
Enterprise Revenue								\$0
Bond Proceeds						\$4,500,000		\$4,500,000
Grants						\$150,000		\$150,000
Capital Project Fund								\$0
Other Revenue						\$5,000,000		\$5,000,000
<b>Total</b>	<b>\$0</b>	<b>\$0</b>	<b>\$0</b>	<b>\$0</b>	<b>\$0</b>	<b>\$10,000,000</b>	<b>\$0</b>	<b>\$10,000,000</b>

Operating Impacts:	Prior	2025	2026	2027	2028	2029	Future	Total
Personnel								\$0
Operating								\$0
Capital								\$0
Offsets								\$0
<b>Total</b>	<b>\$0</b>	<b>\$0</b>	<b>\$0</b>	<b>\$0</b>	<b>\$0</b>	<b>\$0</b>	<b>\$0</b>	<b>\$0</b>



## Capital Improvement Program FY2025 thru FY2029 Project Request Form

**Project Title:** Update ECC Servers/Computers

**Project Code:** HRECC05

**Project Priority:** Priority 2

**Project Type:** SYSTEM UPGRADE

**Start Date (FYE):** 2026

**Department:** 321132

**Status:** Active

**Completion Date (FYE):** 2027

**Description:**

Planned upgrade of ECC mission-critical servers and workstation computers used for CAD, database, and GIS.

**Justifications:**

Mandated  
Remove hazards  
Maintains service  
Increase efficiency  
Increase revenues  
x-Improves service  
New service  
Convenience  
Other

**Explanation:**

Replaces network switches, routers, updates EMC virtual server software, Citrix virtual workstation software.  
\*\*True cost is unknown the newly appointed DD of Technology is working to determine specifications and cost

**Alternative:**

Appropriate repairs and maintenance actions could occur to prolong the life of the servers/computers and thus delay the project to a later time than what is planned.

**Goals and Objectives**

Expenditures:	Prior	2025	2026	2027	2028	2029	Future	Total
Planning								\$0
Land								\$0
Construction								\$0
Equipment			\$400,000	\$400,000				\$800,000
Other Expenses								\$0
<b>Total</b>	\$0	\$0	\$400,000	\$400,000	\$0	\$0	\$0	\$800,000

Funding Sources:	Prior	2025	2026	2027	2028	2029	Future	Total
General Revenue			\$200,000	\$200,000				\$400,000
Enterprise Revenue								\$0
Bond Proceeds								\$0
Grants								\$0
Capital Project Fund								\$0
Other Revenue			\$200,000	\$200,000				\$400,000
<b>Total</b>	\$0	\$0	\$400,000	\$400,000	\$0	\$0	\$0	\$800,000

Operating Impacts:	Prior	2025	2026	2027	2028	2029	Future	Total
Personnel								\$0
Operating								\$0
Capital								\$0
Offsets								\$0
<b>Total</b>	\$0	\$0	\$0	\$0	\$0	\$0	\$0	\$0





# Capital Improvement Program FY2025 thru FY2029 Project Request Form

**Project Title:** CAD High Availability

**Project Code:** HRECC12

**Project Priority:** Priority 2

**Project Type:** IMPROVEMENT

**Start Date (FYE):** 2026

**Department:** 321132

**Status:** Active

**Completion Date (FYE):** 2026

**Description:**

Modify the CAD network and operations so that the system operates a "high availability" with full redundancy.

**Justifications:**

- Mandated
- Remove hazards
- Maintains service
- Increase efficiency
- Increase revenues
- x-Improves service
- New service
- Convenience
- Other

**Explanation:**

Looking to make changes that would allow upgrades and maintenance to take place without downtime to the users across the CAD and all related user systems (Police & Fire RMS systems, jail programs etc). This would also allow the ECC Operations Floor to continue operating on the CAD if the server equipment was lost at ECC w/near zero downtime and allow the back up center to be operational with near zero downtime.  
 \*\*True cost unknown, newly appointed DD of Technology is reviewing the options with the CAD vendor this will be updated for the next round of CIP

**Goals and Objectives**

G 15  
O 15.2

**Alternative:**

We could operate as we are. However, we will lose a minimum of 8 hours of data on all servers and applications as we switch to the back up servers. All maintenance and upgrades will require business hour outages ranging from 2 to 8 hours each time.

**Expenditures:**

	Prior	2025	2026	2027	2028	2029	Future	Total
Planning								\$0
Land								\$0
Construction								\$0
Equipment			\$500,000					\$500,000
Other Expenses								\$0
<b>Total</b>	\$0	\$0	\$500,000	\$0	\$0	\$0	\$0	\$500,000

**Funding Sources:**

	Prior	2025	2026	2027	2028	2029	Future	Total
General Revenue			\$187,500					\$187,500
Enterprise Revenue								\$0
Bond Proceeds								\$0
Grants								\$0
Capital Project Fund								\$0
Other Revenue			\$312,500					\$312,500
<b>Total</b>	\$0	\$0	\$500,000	\$0	\$0	\$0	\$0	\$500,000

**Operating Impacts:**

	Prior	2025	2026	2027	2028	2029	Future	Total
Personnel								\$0
Operating								\$0
Capital								\$0
Offsets								\$0
<b>Total</b>	\$0	\$0	\$0	\$0	\$0	\$0	\$0	\$0



## Capital Improvement Program FY2025 thru FY2029 Project Request Form

**Project Title:** UPS Replacement

**Project Code:** HRECC13

**Project Priority:** Priority 2

**Project Type:** REPLACEMENT

**Start Date (FYE):** 2026

**Department:** 321132

**Status:** Active

**Completion Date (FYE):** 2026

**Description:**

Update the 2004 Uninterruptible Power Supply (UPS).

**Justifications:**

- Mandated
- Remove hazards
- x-Maintains service
- Increase efficiency
- Increase revenues
- Improves service
- New service
- Convenience
- Other

**Explanation:**

The UPS keeps ECC running as a bridge to the generator and in the event of a generator failure. New batteries were required and procured in 2022 to keep the system operational and should be capable of running the system for another couple of years.  
 \*\*True cost is unknown the newly appointed DD of Technology is working to determine specifications and cost

**Alternative:**

None. Failure to update this aging system runs the risk of causing major damage to the numerous computers/servers/phones/etc in a power failure. Due to the age of the system, confidence in the system to maintain or extend the life of the batteries is very low.

**Goals and Objectives**

G 15  
O 15.2

Expenditures:	Prior	2025	2026	2027	2028	2029	Future	Total
Planning								\$0
Land								\$0
Construction								\$0
Equipment			\$300,000					\$300,000
Other Expenses			\$100,000					\$100,000
<b>Total</b>	\$0	\$0	\$400,000	\$0	\$0	\$0	\$0	\$400,000

Funding Sources:	Prior	2025	2026	2027	2028	2029	Future	Total
General Revenue			\$200,000					\$200,000
Enterprise Revenue								\$0
Bond Proceeds								\$0
Grants								\$0
Capital Project Fund								\$0
Other Revenue			\$200,000					\$200,000
<b>Total</b>	\$0	\$0	\$400,000	\$0	\$0	\$0	\$0	\$400,000

Operating Impacts:	Prior	2025	2026	2027	2028	2029	Future	Total
Personnel								\$0
Operating								\$0
Capital								\$0
Offsets								\$0
<b>Total</b>	\$0	\$0	\$0	\$0	\$0	\$0	\$0	\$0



## Capital Improvement Program FY2025 thru FY2029 Project Request Form

**Project Title:** Recording System Upgrade  
**Project Code:** HRECC16  
**Project Priority:** Priority 2      **Project Type:** SYSTEM UPGRADE      **Start Date (FYE):** 2027  
**Department:** 321132      **Status:** Active      **Completion Date (FYE):** 2027

**Description:**

The Exacom recording software, which records all phone and radio traffic will be due for a software (and some minimal hardware) refresh in 2027.

**Justifications:**

Mandated  
 Remove hazards  
 x-Maintains service  
 Increase efficiency  
 Increase revenues  
 Improves service  
 New service  
 Convenience  
 Other

**Explanation:**

The recording system was last refreshed in 2021 and to remain compatible with interfacing systems (phone/radio/CAD), cybersecurity, and overall current technology undergoes a refresh every 5-6 years.  
 \*\*True cost is unknown (based on upgrade in 2021), this will likely go out for RFP; DD of Technology will be working this year to determine costs for next CIP cycle

**Alternative:**

We could use the current system for additional years without updates. Failure to update this type of technology greatly increases our risk of a cyber incident and could affect the security of the systems (phone/radio/CAD) it must interface to. As the other services (phone/radio/CAD) change, an updated recorder runs the risk of not being able to correctly interface and could affect our ability to record the necessary traffic.

**Goals and Objectives**

G 15  
O 15.2

Expenditures:	Prior	2025	2026	2027	2028	2029	Future	Total
Planning								\$0
Land								\$0
Construction								\$0
Equipment				\$250,000				\$250,000
Other Expenses				\$70,000				\$70,000
<b>Total</b>	\$0	\$0	\$0	\$320,000	\$0	\$0	\$0	\$320,000

Funding Sources:	Prior	2025	2026	2027	2028	2029	Future	Total
General Revenue				\$160,000				\$160,000
Enterprise Revenue								\$0
Bond Proceeds								\$0
Grants								\$0
Capital Project Fund								\$0
Other Revenue				\$160,000				\$160,000
<b>Total</b>	\$0	\$0	\$0	\$320,000	\$0	\$0	\$0	\$320,000

Operating Impacts:	Prior	2025	2026	2027	2028	2029	Future	Total
Personnel								\$0
Operating								\$0
Capital								\$0
Offsets								\$0
<b>Total</b>	\$0	\$0	\$0	\$0	\$0	\$0	\$0	\$0



## Capital Improvement Program FY2025 thru FY2029 Project Request Form

**Project Title:** 9-1-1 Phone System Upgrade  
**Project Code:** HRECC17  
**Project Priority:** Priority 2      **Project Type:** SYSTEM UPGRADE      **Start Date (FYE):** 2028  
**Department:** 321132      **Status:** Active      **Completion Date (FYE):** 2028

**Description:**

The Vesta 9-1-1 Call Handling System which handles all incoming 9-1-1 lines, emergency and non-emergency phone lines and presents calls to frontline staff for processing will be due for a software and hardware) refresh in 2028.

**Justifications:**

- Mandated
- Remove hazards
- x-Maintains service
- Increase efficiency
- Increase revenues
- Improves service
- New service
- Convenience
- Other

**Explanation:**

The phone system was last refreshed in 2022 and to remain compatible with interfacing systems (phone/radio/CAD), cybersecurity, and overall current technology undergoes a refresh every 5-6 years.  
 \*\*True cost is unknown (based on upgrade in 2022), this will likely go out for RFP; DD of Technology will be working this year to determine costs for next CIP cycle

**Goals and Objectives**

G 15  
O 15.2

**Alternative:**

We could use the current system for additional years without updates. Failure to update this type of technology greatly increases our risk of a cyber incident and could affect the security of the systems (recorder/radio/CAD) it must interface to. As the other services (recorder/radio/CAD) change, an out of date phone system runs the risk of not presenting or processing calls appropriately.

Expenditures:	Prior	2025	2026	2027	2028	2029	Future	Total
Planning								\$0
Land								\$0
Construction								\$0
Equipment					\$900,000			\$900,000
Other Expenses					\$300,000			\$300,000
<b>Total</b>	\$0	\$0	\$0	\$0	\$1,200,000	\$0	\$0	\$1,200,000

Funding Sources:	Prior	2025	2026	2027	2028	2029	Future	Total
General Revenue					\$600,000			\$600,000
Enterprise Revenue								\$0
Bond Proceeds								\$0
Grants								\$0
Capital Project Fund								\$0
Other Revenue					\$600,000			\$600,000
<b>Total</b>	\$0	\$0	\$0	\$0	\$1,200,000	\$0	\$0	\$1,200,000

Operating Impacts:	Prior	2025	2026	2027	2028	2029	Future	Total
Personnel								\$0
Operating								\$0
Capital								\$0
Offsets								\$0
<b>Total</b>	\$0	\$0	\$0	\$0	\$0	\$0	\$0	\$0



## Capital Improvement Program FY2025 thru FY2029 Project Request Form

**Project Title:** Radio Consoles Back Up ECC  
**Project Code:** HRECC18  
**Project Priority:** Priority 3      **Project Type:** SYSTEM UPGRADE      **Start Date (FYE):** 2026  
**Department:** 321132      **Status:** Active      **Completion Date (FYE):** 2026

**Description:**

Add complete radio consoles to existing (planned) workstations at the ECC back up site (Radio Shop).

**Justifications:**

Mandated  
 Remove hazards  
 Maintains service  
 Increase efficiency  
 Increase revenues  
 x-Improves service  
 New service  
 Convenience  
 Other

**Explanation:**

During the creation and set up of the ECC back up site it was learned that a complete radio console was drastically more than we had expected or budgeted for. Originally, we had considered using scaled back radio consoles but this greatly hampers our ability to offer "same level service" to our community and responders from the back up site.

**Alternative:**

-If we elect to proceed with ECC25P01 we could reduce cost by deploying the aged out consoles at the back up site and would simply require technician assistance for installation and hook up. However, since the consoles being removed from the main operations floor are already on an outdated and unsupported Windows Operating system the security risk would remain.  
 -We could purchase scaled back consoles for approximately half the cost of the full consoles. This doesn't allow us to strategically position staff in the event of a future pandemic as seamlessly. This doesn't allow us to offer "same level service" to the field units. This reduces our ability to train new hires on the full radio console. We could continue to use mobile (same radios used in the squads, and fire apparatus) which is the cheapest route. This option drastically reduces our service level to field units and effectively eliminates the ability to train new hires on our consoles during classroom instruction.

**Goals and Objectives**

G 15  
O 15.2

Expenditures:	Prior	2025	2026	2027	2028	2029	Future	Total
Planning								\$0
Land								\$0
Construction								\$0
Equipment				\$520,000				\$520,000
Other Expenses				\$30,000				\$30,000
<b>Total</b>	\$0	\$0	\$0	\$550,000	\$0	\$0	\$0	\$550,000

Funding Sources:	Prior	2025	2026	2027	2028	2029	Future	Total
General Revenue				\$275,000				\$275,000
Enterprise Revenue								\$0
Bond Proceeds								\$0
Grants								\$0
Capital Project Fund								\$0
Other Revenue				\$275,000				\$275,000
<b>Total</b>	\$0	\$0	\$0	\$550,000	\$0	\$0	\$0	\$550,000

Operating Impacts:	Prior	2025	2026	2027	2028	2029	Future	Total
Personnel								\$0
Operating								\$0
Capital								\$0
Offsets								\$0
<b>Total</b>	\$0	\$0	\$0	\$0	\$0	\$0	\$0	\$0



## Capital Improvement Program FY2025 thru FY2029 Project Request Form

**Project Title:** Radio Console Refresh

**Project Code:** ECC25P01

**Project Priority:** Priority 2

**Project Type:** SYSTEM UPGRADE

**Start Date (FYE):** 2025

**Department:** 321132

**Status:** Active

**Completion Date (FYE):** 2025

**Description:**

Upgrade the existing (10) PC's and add (3) PC's to the additional workstations on the operations floor. The radio system is a mission critical network and it was discovered these PC's are operating on end of life/unsupported Windows 8 operating system.

**Justifications:**

- Mandated
- Remove hazards
- x-Maintains service
- Increase efficiency
- Increase revenues
- Improves service
- New service
- Convenience
- Other

**Explanation:**

The radio system is a mission critical network and it was discovered these PC's are operating on end of life/unsupported Windows 8 operating system creating a system security risk.

Upgrading these PC's gives us a possible opportunity to deploy the decommissioned equipment to the back up center however, the security concern of operating on an end of life/unsupported operating system would still exist but be relocated to the back up site

**Goals and Objectives**

**Alternative:**

We can continue to operate on the existing equipment with the understanding that we do not have support from L3Harris nor Microsoft should any problem be traced back to the end of life OS. We also have to accept the security risk of operating these terminals on an old operating system.

Expenditures:	Prior	2025	2026	2027	2028	2029	Future	Total
Planning								\$0
Land								\$0
Construction								\$0
Equipment		\$840,000						\$840,000
Other Expenses		\$30,000						\$30,000
<b>Total</b>	<b>\$0</b>	<b>\$870,000</b>	<b>\$0</b>	<b>\$0</b>	<b>\$0</b>	<b>\$0</b>	<b>\$0</b>	<b>\$870,000</b>

Funding Sources:	Prior	2025	2026	2027	2028	2029	Future	Total
General Revenue		\$435,000						\$435,000
Enterprise Revenue								\$0
Bond Proceeds								\$0
Grants								\$0
Capital Project Fund								\$0
Other Revenue		\$435,000						\$435,000
<b>Total</b>	<b>\$0</b>	<b>\$870,000</b>	<b>\$0</b>	<b>\$0</b>	<b>\$0</b>	<b>\$0</b>	<b>\$0</b>	<b>\$870,000</b>

Operating Impacts:	Prior	2025	2026	2027	2028	2029	Future	Total
Personnel								\$0
Operating								\$0
Capital								\$0
Offsets								\$0
<b>Total</b>	<b>\$0</b>	<b>\$0</b>	<b>\$0</b>	<b>\$0</b>	<b>\$0</b>	<b>\$0</b>	<b>\$0</b>	<b>\$0</b>



## Capital Improvement Program FY2025 thru FY2029 Project Request Form

**Project Title:** HVAC Upgrades District Courts and Old Courthouse  
**Project Code:** GP022428  
**Project Priority:** Priority 2      **Project Type:** SYSTEM UPGRADE      **Start Date (FYE):** 2024  
**Department:** 9101      **Status:** Active      **Completion Date (FYE):** 2025

**Description:**

To upgrade the HVAC systems within the Districts Courts and Old Courthouse buildings.

**Justifications:**

- Mandated
- Remove hazards
- x-Maintains service
- Increase efficiency
- Increase revenues
- Improves service
- New service
- Convenience
- Other

**Explanation:**

The HVAC systems within the Districts Courts and Old Courthouse buildings are in need of upgrades.

The amount of money requested is the City's share of the expenses.

**Alternative:**

Maintain existing facilities.

**Goals and Objectives**

G 14

Expenditures:	Prior	2025	2026	2027	2028	2029	Future	Total
Planning								\$0
Land								\$0
Construction								\$0
Equipment	\$450,000		\$250,000					\$700,000
Other Expenses								\$0
<b>Total</b>	<b>\$450,000</b>	<b>\$0</b>	<b>\$250,000</b>	<b>\$0</b>	<b>\$0</b>	<b>\$0</b>	<b>\$0</b>	<b>\$700,000</b>

Funding Sources:	Prior	2025	2026	2027	2028	2029	Future	Total
General Revenue			\$250,000					\$250,000
Enterprise Revenue								\$0
Bond Proceeds								\$0
Grants								\$0
Capital Project Fund	\$450,000							\$450,000
Other Revenue								\$0
<b>Total</b>	<b>\$450,000</b>	<b>\$0</b>	<b>\$250,000</b>	<b>\$0</b>	<b>\$0</b>	<b>\$0</b>	<b>\$0</b>	<b>\$700,000</b>

Operating Impacts:	Prior	2025	2026	2027	2028	2029	Future	Total
Personnel								\$0
Operating								\$0
Capital								\$0
Offsets								\$0
<b>Total</b>	<b>\$0</b>	<b>\$0</b>	<b>\$0</b>	<b>\$0</b>	<b>\$0</b>	<b>\$0</b>	<b>\$0</b>	<b>\$0</b>



## Capital Improvement Program FY2025 thru FY2029 Project Request Form

**Project Title:** Renovation of Old Municipal Building

**Project Code:** MGR3

**Project Priority:** Priority 2

**Project Type:** RENOVATION

**Start Date (FYE):** 2024

**Department:** 9101

**Status:** Active

**Completion Date (FYE):** 2026

**Description:**

Renovation of building currently at 345 South Main Street. The renovations will be designed to meet the Virginia Green Building Standard. Solar panels will be evaluated for this project.

**Justifications:**

- Mandated
- Remove hazards
- Maintains service
- x-Increase efficiency
- Increase revenues
- x-Improves service
- New service
- Convenience
- x-Other

**Explanation:**

This will provide renovations to the building for code compliance, energy efficiency, and additional work space for City office expansion.

**Alternative:**

Maintain the building in its existing condition.

**Goals and Objectives**

- G 10
- O 10.3
- G 14
- O 18.2

Expenditures:	Prior	2025	2026	2027	2028	2029	Future	Total
Planning	\$75,000							\$75,000
Land								\$0
Construction	\$570,000	\$3,000,000	\$3,000,000					\$6,570,000
Equipment								\$0
Other Expenses								\$0
<b>Total</b>	<b>\$645,000</b>	<b>\$3,000,000</b>	<b>\$3,000,000</b>	<b>\$0</b>	<b>\$0</b>	<b>\$0</b>	<b>\$0</b>	<b>\$6,645,000</b>

Funding Sources:	Prior	2025	2026	2027	2028	2029	Future	Total
General Revenue	\$645,000		\$2,400,000					\$3,045,000
Enterprise Revenue								\$0
Bond Proceeds								\$0
Grants								\$0
Capital Project Fund		\$3,000,000	\$600,000					\$3,600,000
Other Revenue								\$0
<b>Total</b>	<b>\$645,000</b>	<b>\$3,000,000</b>	<b>\$3,000,000</b>	<b>\$0</b>	<b>\$0</b>	<b>\$0</b>	<b>\$0</b>	<b>\$6,645,000</b>

Operating Impacts:	Prior	2025	2026	2027	2028	2029	Future	Total
Personnel								\$0
Operating		\$99,400	\$101,400				\$103,400	\$304,200
Capital								\$0
Offsets								\$0
<b>Total</b>	<b>\$0</b>	<b>\$99,400</b>	<b>\$101,400</b>	<b>\$0</b>	<b>\$0</b>	<b>\$0</b>	<b>\$103,400</b>	<b>\$304,200</b>





## Capital Improvement Program FY2025 thru FY2029 Project Request Form

**Project Title:** Harrison House Renovations

**Project Code:** MGR4

**Project Priority:** Priority 3

**Project Type:** RENOVATION

**Start Date (FYE):** 2015

**Department:** 9101

**Status:** Active

**Completion Date (FYE):** 2026

**Description:**

Renovate the Thomas Harrison House.

**Justifications:**

Mandated  
Remove hazards  
Maintains service  
Increase efficiency  
Increase revenues  
Improves service  
New service  
Convenience  
x-Other

**Explanation:**

Project includes research, archeological excavation, documentation and restoration of building, gardens, etc. to try to restore property as much as possible to "original" conditions.

**Alternative:**

Loss of significant historical property.

**Goals and Objectives**

G 10  
O 10.3  
O 18.2

<b>Expenditures:</b>	Prior	2025	2026	2027	2028	2029	Future	Total
Planning								\$0
Land	\$565,000							\$565,000
Construction			\$1,000,000					\$1,000,000
Equipment								\$0
Other Expenses								\$0
<b>Total</b>	<b>\$565,000</b>	<b>\$0</b>	<b>\$1,000,000</b>	<b>\$0</b>	<b>\$0</b>	<b>\$0</b>	<b>\$0</b>	<b>\$1,565,000</b>

<b>Funding Sources:</b>	Prior	2025	2026	2027	2028	2029	Future	Total
General Revenue	\$565,000		\$330,000					\$895,000
Enterprise Revenue								\$0
Bond Proceeds								\$0
Grants								\$0
Capital Project Fund			\$170,000					\$170,000
Other Revenue			\$500,000					\$500,000
<b>Total</b>	<b>\$565,000</b>	<b>\$0</b>	<b>\$1,000,000</b>	<b>\$0</b>	<b>\$0</b>	<b>\$0</b>	<b>\$0</b>	<b>\$1,565,000</b>

<b>Operating Impacts:</b>	Prior	2025	2026	2027	2028	2029	Future	Total
Personnel								\$0
Operating				\$12,600	\$12,900	\$13,200	\$13,500	\$52,200
Capital								\$0
Offsets								\$0
<b>Total</b>	<b>\$0</b>	<b>\$0</b>	<b>\$0</b>	<b>\$12,600</b>	<b>\$12,900</b>	<b>\$13,200</b>	<b>\$13,500</b>	<b>\$52,200</b>



## Capital Improvement Program FY2025 thru FY2029 Project Request Form

**Project Title:** Courts Building Project

**Project Code:** GP012428

**Project Priority:** Priority 2

**Project Type:** RENOVATION

**Start Date (FYE):** 2025

**Department:** 9101

**Status:** Active

**Completion Date (FYE):** 2027

**Description:**

To make improvements to provide adequate facilities for employees at the Harrisonburg-Rockingham General District Court.

**Justifications:**

- Mandated
- Remove hazards
- Maintains service
- Increase efficiency
- Increase revenues
- x-Improves service
- New service
- Convenience
- Other

**Explanation:**

Anticipated growth in Rockingham County and the City of Harrisonburg over the next five to ten years will exceed the space needs of current facilities. Current court facilities will not adequately accommodate anticipated growth over the next five to 10 years.

The amount of money requested is the City's share of the expenses.

**Alternative:**

Maintain existing facilities.

**Goals and Objectives**

G 14

Expenditures:	Prior	2025	2026	2027	2028	2029	Future	Total
Planning								\$0
Land		\$1,400,000						\$1,400,000
Construction		\$1,500,000	\$1,500,000					\$3,000,000
Equipment								\$0
Other Expenses								\$0
<b>Total</b>	\$0	\$2,900,000	\$1,500,000	\$0	\$0	\$0	\$0	\$4,400,000

Funding Sources:	Prior	2025	2026	2027	2028	2029	Future	Total
General Revenue		\$2,900,000	\$1,500,000					\$4,400,000
Enterprise Revenue								\$0
Bond Proceeds								\$0
Grants								\$0
Capital Project Fund								\$0
Other Revenue								\$0
<b>Total</b>	\$0	\$2,900,000	\$1,500,000	\$0	\$0	\$0	\$0	\$4,400,000

Operating Impacts:	Prior	2025	2026	2027	2028	2029	Future	Total
Personnel								\$0
Operating								\$0
Capital								\$0
Offsets								\$0
<b>Total</b>	\$0	\$0	\$0	\$0	\$0	\$0	\$0	\$0



## Capital Improvement Program FY2025 thru FY2029 Project Request Form

**Project Title:** Country Club Road (2) bridges (43372)  
**Project Code:** PWSTBG03  
**Project Priority:** Priority 2      **Project Type:** REPLACEMENT      **Start Date (FYE):** Beyond  
**Department:** 410241      **Status:** Active      **Completion Date (FYE):** Beyond

**Description:**

Replace (2) two bridges over Sieberts Creek. The first structure is #6586 and is located at the Superior Concrete entrance off of Country Club Road. The second is structure #6585 and is located near Spotswood Trailer Park on Country Club Road. Both structures are planned for beyond due to the planned I-81 reconstruction and potential impacts to the I-81 over Country Club Road bridge. If those structures are replaced more ability for improvements to Country Club Rd become available, and bridge replacement would be incorporated into those projects.

**Justifications:**

- Mandated
- x-Remove hazards
- x-Maintains service
- Increase efficiency
- Increase revenues
- x-Improves service
- New service
- Convenience
- Other

**Explanation:**

Improve the condition rating of the structure, and improve drainage concerns in the immediate area.

**Goals and Objectives**

**Alternative:**

Bridge structure #6586 may be replaced prior to beyond, due to the potential development of the Quarry property. If that development occurs, PW will work with the developer to replace this structure. With the development occurring, PW would request participation in the structure replacement cost.

G 13  
O 13.1

Expenditures:	Prior	2025	2026	2027	2028	2029	Future	Total
Planning							\$900,000	\$900,000
Land							\$500,000	\$500,000
Construction							\$3,000,000	\$3,000,000
Equipment								\$0
Other Expenses								\$0
<b>Total</b>	\$0	\$0	\$0	\$0	\$0	\$0	\$4,400,000	\$4,400,000

Funding Sources:	Prior	2025	2026	2027	2028	2029	Future	Total
General Revenue							\$1,700,000	\$1,700,000
Enterprise Revenue								\$0
Bond Proceeds								\$0
Grants							\$2,200,000	\$2,200,000
Capital Project Fund								\$0
Other Revenue							\$500,000	\$500,000
<b>Total</b>	\$0	\$0	\$0	\$0	\$0	\$0	\$4,400,000	\$4,400,000

Operating Impacts:	Prior	2025	2026	2027	2028	2029	Future	Total
Personnel								\$0
Operating								\$0
Capital								\$0
Offsets								\$0
<b>Total</b>	\$0	\$0	\$0	\$0	\$0	\$0	\$0	\$0



## Capital Improvement Program FY2025 thru FY2029 Project Request Form

**Project Title:** Water Street Bridge

**Project Code:** PWSTBG09

**Project Priority:** Priority 2

**Project Type:** REPLACEMENT

**Start Date (FYE):** Beyond

**Department:** 410241

**Status:** Active

**Completion Date (FYE):** Beyond

**Description:**

Rebuild Water Street bridge over Norfolk Southern Railroad. Bridge owned by Norfolk Southern Railroad, however Public Works is exploring various funding options with VDOT for this bridge replacement.

**Justifications:**

Mandated  
 x-Remove hazards  
 Maintains service  
 Increase efficiency  
 Increase revenues  
 Improves service  
 New service  
 Convenience  
 Other

**Explanation:**

Recommended by annual bridge inspection program. Funds by Railroad or potential VDOT grants. Bridge needed to provide emergency route east/west downtown with trains blocking grade crossings.

**Alternative:**

Reduce load rating on the structure and/or remove vehicle traffic from the structure.

**Goals and Objectives**

G 13  
 O 13.1

Expenditures:	Prior	2025	2026	2027	2028	2029	Future	Total
Planning							\$750,000	\$750,000
Land							\$1,000,000	\$1,000,000
Construction							\$3,000,000	\$3,000,000
Equipment								\$0
Other Expenses								\$0
<b>Total</b>	<b>\$0</b>	<b>\$0</b>	<b>\$0</b>	<b>\$0</b>	<b>\$0</b>	<b>\$0</b>	<b>\$4,750,000</b>	<b>\$4,750,000</b>

Funding Sources:	Prior	2025	2026	2027	2028	2029	Future	Total
General Revenue								\$0
Enterprise Revenue								\$0
Bond Proceeds								\$0
Grants								\$0
Capital Project Fund								\$0
Other Revenue							\$4,750,000	\$4,750,000
<b>Total</b>	<b>\$0</b>	<b>\$0</b>	<b>\$0</b>	<b>\$0</b>	<b>\$0</b>	<b>\$0</b>	<b>\$4,750,000</b>	<b>\$4,750,000</b>

Operating Impacts:	Prior	2025	2026	2027	2028	2029	Future	Total
Personnel								\$0
Operating								\$0
Capital								\$0
Offsets								\$0
<b>Total</b>	<b>\$0</b>	<b>\$0</b>	<b>\$0</b>	<b>\$0</b>	<b>\$0</b>	<b>\$0</b>	<b>\$0</b>	<b>\$0</b>



## Capital Improvement Program FY2025 thru FY2029 Project Request Form

**Project Title:** Bridge Preventive Maintenance Program (43372)  
**Project Code:** PWSTBM  
**Project Priority:** Priority 1      **Project Type:** RENOVATION      **Start Date (FYE):** 2011  
**Department:** 410241      **Status:** Active      **Completion Date (FYE):** ongoing

**Description:**

Preventive maintenance of bridge structures. Bridges are identified on a yearly basis following the Annual Bridge Inspections.

**Justifications:**

- x-Mandated
- x-Remove hazards
- x-Maintains service
- x-Increase efficiency
- Increase revenues
- x-Improves service
- New service
- Convenience
- Other

**Explanation:**

Placing sealant on deck surface, repairing and sealing cracked concrete, painting as needed, repairing settled approach pavement and adjacent sidewalk repair. Preventive maintenance will extend bridge life approximately 25 years.

**Alternative:**

Delay preventive maintenance, which may result in more expensive repairs.

**Goals and Objectives**

G 13  
O 13.1

Expenditures:	Prior	2025	2026	2027	2028	2029	Future	Total
Planning		\$70,000	\$70,000	\$80,000	\$80,000	\$80,000		\$380,000
Land								\$0
Construction		\$100,000	\$100,000	\$110,000	\$110,000	\$110,000		\$530,000
Equipment								\$0
Other Expenses								\$0
<b>Total</b>	<b>\$0</b>	<b>\$170,000</b>	<b>\$170,000</b>	<b>\$190,000</b>	<b>\$190,000</b>	<b>\$190,000</b>	<b>\$0</b>	<b>\$910,000</b>

Funding Sources:	Prior	2025	2026	2027	2028	2029	Future	Total
General Revenue		\$170,000	\$170,000	\$190,000	\$190,000	\$190,000		\$910,000
Enterprise Revenue								\$0
Bond Proceeds								\$0
Grants								\$0
Capital Project Fund								\$0
Other Revenue								\$0
<b>Total</b>	<b>\$0</b>	<b>\$170,000</b>	<b>\$170,000</b>	<b>\$190,000</b>	<b>\$190,000</b>	<b>\$190,000</b>	<b>\$0</b>	<b>\$910,000</b>

Operating Impacts:	Prior	2025	2026	2027	2028	2029	Future	Total
Personnel								\$0
Operating								\$0
Capital								\$0
Offsets								\$0
<b>Total</b>	<b>\$0</b>	<b>\$0</b>	<b>\$0</b>	<b>\$0</b>	<b>\$0</b>	<b>\$0</b>	<b>\$0</b>	<b>\$0</b>



## Capital Improvement Program FY2025 thru FY2029 Project Request Form

**Project Title:** Annual Curb & Gutter and Sidewalk Replacement  
**Project Code:** PWSTCGSW  
**Project Priority:** Priority 2      **Project Type:** REPLACEMENT      **Start Date (FYE):** Ongoing  
**Department:** 410241      **Status:** Active      **Completion Date (FYE):** Ongoing

**Description:**

Replacement of curb & gutter and sidewalk segments throughout the City as determined by Public Works annual inspection process.

**Justifications:**

Mandated  
 x-Remove hazards  
 x-Maintains service  
 Increase efficiency  
 Increase revenues  
 x-Improves service  
 New service  
 Convenience  
 Other

**Explanation:**

Segments of curb & gutter and sidewalk are evaluated on an annual basis by Public Works staff to determine if replacement is needed. Condition rating is based on both safety and structural condition of the curb & gutter and sidewalk segments.

**Alternative:**

None.

**Goals and Objectives**

G 13  
O 13.1

Expenditures:	Prior	2025	2026	2027	2028	2029	Future	Total
Planning								\$0
Land								\$0
Construction		\$250,000	\$255,000	\$255,000	\$255,000	\$275,000		\$1,290,000
Equipment								\$0
Other Expenses								\$0
<b>Total</b>	<b>\$0</b>	<b>\$250,000</b>	<b>\$255,000</b>	<b>\$255,000</b>	<b>\$255,000</b>	<b>\$275,000</b>	<b>\$0</b>	<b>\$1,290,000</b>

Funding Sources:	Prior	2025	2026	2027	2028	2029	Future	Total
General Revenue		\$250,000	\$255,000	\$255,000	\$255,000	\$275,000		\$1,290,000
Enterprise Revenue								\$0
Bond Proceeds								\$0
Grants								\$0
Capital Project Fund								\$0
Other Revenue								\$0
<b>Total</b>	<b>\$0</b>	<b>\$250,000</b>	<b>\$255,000</b>	<b>\$255,000</b>	<b>\$255,000</b>	<b>\$275,000</b>	<b>\$0</b>	<b>\$1,290,000</b>

Operating Impacts:	Prior	2025	2026	2027	2028	2029	Future	Total
Personnel								\$0
Operating								\$0
Capital								\$0
Offsets								\$0
<b>Total</b>	<b>\$0</b>	<b>\$0</b>	<b>\$0</b>	<b>\$0</b>	<b>\$0</b>	<b>\$0</b>	<b>\$0</b>	<b>\$0</b>



## Capital Improvement Program FY2025 thru FY2029 Project Request Form

**Project Title:** Annual Street Paving Program (43374, 43376)  
**Project Code:** PWSTPA1  
**Project Priority:** Priority 2      **Project Type:** REPLACEMENT      **Start Date (FYE):** Ongoing  
**Department:** 410241      **Status:** Active      **Completion Date (FYE):** Ongoing

**Description:**

Repaving of existing streets--139.4 centerline miles of street currently in inventory.

**Explanation:**

Resurfacing to provide renewal to street surface, expected life of surface 15 years. Streets are scheduled in accordance with annual street pavement management program. Location, traffic volume, pavement conditions, and use determine priority.

**Alternative:**

Use other types of surface seals, average life of plant mix overlay is 15 years. Seal coats usually last seven years maximum, however, they are less expensive.

**Justifications:**

- Mandated
- Remove hazards
- x-Maintains service
- x-Increase efficiency
- Increase revenues
- Improves service
- New service
- x-Convenience
- Other

**Goals and Objectives**

G 13  
O 13.1

Expenditures:	Prior	2025	2026	2027	2028	2029	Future	Total
Planning								\$0
Land								\$0
Construction		\$2,100,000	\$2,200,000	\$2,200,000	\$2,200,000	\$2,300,000		\$11,000,000
Equipment								\$0
Other Expenses								\$0
<b>Total</b>	<b>\$0</b>	<b>\$2,100,000</b>	<b>\$2,200,000</b>	<b>\$2,200,000</b>	<b>\$2,200,000</b>	<b>\$2,300,000</b>	<b>\$0</b>	<b>\$11,000,000</b>

Funding Sources:	Prior	2025	2026	2027	2028	2029	Future	Total
General Revenue		\$2,100,000	\$2,200,000	\$2,200,000	\$2,200,000	\$2,300,000		\$11,000,000
Enterprise Revenue								\$0
Bond Proceeds								\$0
Grants								\$0
Capital Project Fund								\$0
Other Revenue								\$0
<b>Total</b>	<b>\$0</b>	<b>\$2,100,000</b>	<b>\$2,200,000</b>	<b>\$2,200,000</b>	<b>\$2,200,000</b>	<b>\$2,300,000</b>	<b>\$0</b>	<b>\$11,000,000</b>

Operating Impacts:	Prior	2025	2026	2027	2028	2029	Future	Total
Personnel								\$0
Operating								\$0
Capital								\$0
Offsets								\$0
<b>Total</b>	<b>\$0</b>	<b>\$0</b>	<b>\$0</b>	<b>\$0</b>	<b>\$0</b>	<b>\$0</b>	<b>\$0</b>	<b>\$0</b>



## Capital Improvement Program FY2025 thru FY2029 Project Request Form

**Project Title:** Garbers Church/Bluestone ES New Traffic Signal  
**Project Code:** PWTELN08  
**Project Priority:** Priority 3      **Project Type:** NEW      **Start Date (FYE):** Beyond  
**Department:** 410741      **Status:** Active      **Completion Date (FYE):** Beyond

**Description:**

Install New Traffic signal at Intersection of Garbers Church Road/Bluestone Elementary School.

**Justifications:**

- Mandated
- Remove hazards
- Maintains service
- Increase efficiency
- Increase revenues
- Improves service
- New service
- Convenience
- Other

**Explanation:**

The signal will be required based on increases in pedestrian volume at the schools in the area. Harrisonburg City Public Schools has participated in this project by installing all of the needed underground infrastructure.

**Alternative:**

Use of crossing guards and other pedestrian crossing signage.

**Goals and Objectives**

G 13  
O 13.1

Expenditures:	Prior	2025	2026	2027	2028	2029	Future	Total
Planning								\$0
Land								\$0
Construction							\$350,000	\$350,000
Equipment								\$0
Other Expenses								\$0
<b>Total</b>	\$0	\$0	\$0	\$0	\$0	\$0	\$350,000	\$350,000

Funding Sources:	Prior	2025	2026	2027	2028	2029	Future	Total
General Revenue							\$350,000	\$350,000
Enterprise Revenue								\$0
Bond Proceeds								\$0
Grants								\$0
Capital Project Fund								\$0
Other Revenue								\$0
<b>Total</b>	\$0	\$0	\$0	\$0	\$0	\$0	\$350,000	\$350,000

Operating Impacts:	Prior	2025	2026	2027	2028	2029	Future	Total
Personnel								\$0
Operating								\$0
Capital								\$0
Offsets								\$0
<b>Total</b>	\$0	\$0	\$0	\$0	\$0	\$0	\$0	\$0





## Capital Improvement Program FY2025 thru FY2029 Project Request Form

**Project Title:** Old Furnace / Vine Signal Upgrade

**Project Code:** PWTELU02

**Project Priority:** Priority 3

**Project Type:** REPLACEMENT

**Start Date (FYE):** 2026

**Department:** 410741

**Status:** Active

**Completion Date (FYE):** 2027

**Description:**

Old Furnace and Vine Street signal upgrades. This project would replace this span wire intersection with a upright and mast arm intersection with pedestrian facilities.

**Justifications:**

- Mandated
- x-Remove hazards
- Maintains service
- Increase efficiency
- Increase revenues
- x-Improves service
- New service
- Convenience
- Other

**Explanation:**

This span wire signal has been hit by dump trucks 2 times in the past 8 years. Both accidents required full closure of the roadway and loss of power to the surrounding area while the span wire and heads were reconstructed. This is a truck corridor, during the day, due to the concrete and asphalt plants located on Country Club Road.

**Alternative:**

1. Keep and maintain existing infrastructure.
2. Installation of a roundabout.

**Goals and Objectives**

G 13  
O 13.1

Expenditures:	Prior	2025	2026	2027	2028	2029	Future	Total
Planning			\$100,000					\$100,000
Land			\$50,000					\$50,000
Construction				\$600,000				\$600,000
Equipment								\$0
Other Expenses								\$0
<b>Total</b>	<b>\$0</b>	<b>\$0</b>	<b>\$150,000</b>	<b>\$600,000</b>	<b>\$0</b>	<b>\$0</b>	<b>\$0</b>	<b>\$750,000</b>

Funding Sources:	Prior	2025	2026	2027	2028	2029	Future	Total
General Revenue								\$0
Enterprise Revenue								\$0
Bond Proceeds								\$0
Grants								\$0
Capital Project Fund								\$0
Other Revenue			\$150,000	\$600,000				\$750,000
<b>Total</b>	<b>\$0</b>	<b>\$0</b>	<b>\$150,000</b>	<b>\$600,000</b>	<b>\$0</b>	<b>\$0</b>	<b>\$0</b>	<b>\$750,000</b>

Operating Impacts:	Prior	2025	2026	2027	2028	2029	Future	Total
Personnel								\$0
Operating								\$0
Capital								\$0
Offsets								\$0
<b>Total</b>	<b>\$0</b>	<b>\$0</b>	<b>\$0</b>	<b>\$0</b>	<b>\$0</b>	<b>\$0</b>	<b>\$0</b>	<b>\$0</b>



## Capital Improvement Program FY2025 thru FY2029 Project Request Form

**Project Title:** Chicago Avenue and Gay Street Signal Upgrade  
**Project Code:** PWTELU04  
**Project Priority:** Priority 3      **Project Type:** REPLACEMENT      **Start Date (FYE):** Beyond  
**Department:** 410741      **Status:** Active      **Completion Date (FYE):** Beyond

**Description:**

Chicago Avenue and Gay Street signal upgrades. This project would replace this span wire intersection with an upright and mast arm intersection with pedestrian facilities.

**Justifications:**

Mandated  
 Remove hazards  
 Maintains service  
 Increase efficiency  
 Increase revenues  
 x-Improves service  
 New service  
 Convenience  
 Other

**Explanation:**

This is a span wire intersection that would benefit from an upgrade to upright and mast arm as well as the addition of pedestrian signals.

**Alternative:**

Keep and maintain existing infrastructure.

**Goals and Objectives**

G 13  
O 13.1

Expenditures:	Prior	2025	2026	2027	2028	2029	Future	Total
Planning							\$100,000	\$100,000
Land							\$50,000	\$50,000
Construction							\$600,000	\$600,000
Equipment								\$0
Other Expenses								\$0
<b>Total</b>	<b>\$0</b>	<b>\$0</b>	<b>\$0</b>	<b>\$0</b>	<b>\$0</b>	<b>\$0</b>	<b>\$750,000</b>	<b>\$750,000</b>

Funding Sources:	Prior	2025	2026	2027	2028	2029	Future	Total
General Revenue								\$0
Enterprise Revenue								\$0
Bond Proceeds								\$0
Grants								\$0
Capital Project Fund								\$0
Other Revenue							\$750,000	\$750,000
<b>Total</b>	<b>\$0</b>	<b>\$0</b>	<b>\$0</b>	<b>\$0</b>	<b>\$0</b>	<b>\$0</b>	<b>\$750,000</b>	<b>\$750,000</b>

Operating Impacts:	Prior	2025	2026	2027	2028	2029	Future	Total
Personnel								\$0
Operating								\$0
Capital								\$0
Offsets								\$0
<b>Total</b>	<b>\$0</b>	<b>\$0</b>	<b>\$0</b>	<b>\$0</b>	<b>\$0</b>	<b>\$0</b>	<b>\$0</b>	<b>\$0</b>





Operating								\$0
Capital								\$0
Offsets								\$0
Total	\$0	\$0	\$0	\$0	\$0	\$0	\$0	\$0



## Capital Improvement Program FY2025 thru FY2029 Project Request Form

**Project Title:** Traffic Detection Cameras

**Project Code:** PWTEM02

**Project Priority:** Priority 2

**Project Type:** SYSTEM UPGRADE

**Start Date (FYE):** 2021

**Department:** 410741

**Status:** Active

**Completion Date (FYE):** Beyond

**Description:**

Upgrade of video detection system utilized on traffic signals throughout the City. The upgraded systems provide increased functionality, with improved detection capabilities, real-time traffic counts, and improved communication interfaces.

**Justifications:**

- Mandated
- x-Remove hazards
- x-Maintains service
- x-Increase efficiency
- Increase revenues
- x-Improves service
- New service
- Convenience
- Other

**Explanation:**

Specific equipment includes:

- 1) Permanent traffic data collection stations.
- 2) Traffic cameras for incident management and assessment of traffic & roadway conditions.
- 3) Remote access and configuration of the vehicle detection system saves signal crew time and helps resolve detection issues faster using remote troubleshooting. This equipment also provides access to video feeds from the vehicle detection cameras, which are used for traffic management.

**Goals and Objectives**

- G 13
- O 13.1
- O 13.2

**Alternative:**

Expand operations with additional staff hours and equipment resources to perform piecemeal traffic studies. Use overtime hours to have staff troubleshoot video detection problems on-site during off hours instead of recording it using remote access and reviewing during working hours.

Expenditures:	Prior	2025	2026	2027	2028	2029	Future	Total
Planning								\$0
Land								\$0
Construction								\$0
Equipment		\$150,000	\$150,000	\$150,000	\$150,000	\$150,000	\$150,000	\$900,000
Other Expenses								\$0
<b>Total</b>	<b>\$0</b>	<b>\$150,000</b>	<b>\$150,000</b>	<b>\$150,000</b>	<b>\$150,000</b>	<b>\$150,000</b>	<b>\$150,000</b>	<b>\$900,000</b>

Funding Sources:	Prior	2025	2026	2027	2028	2029	Future	Total
General Revenue		\$150,000	\$150,000	\$150,000	\$150,000	\$150,000	\$150,000	\$900,000
Enterprise Revenue								\$0
Bond Proceeds								\$0
Grants								\$0
Capital Project Fund								\$0
Other Revenue								\$0
<b>Total</b>	<b>\$0</b>	<b>\$150,000</b>	<b>\$150,000</b>	<b>\$150,000</b>	<b>\$150,000</b>	<b>\$150,000</b>	<b>\$150,000</b>	<b>\$900,000</b>

Operating Impacts:	Prior	2025	2026	2027	2028	2029	Future	Total
Personnel								\$0
Operating								\$0
Capital								\$0
Offsets								\$0
<b>Total</b>	<b>\$0</b>	<b>\$0</b>	<b>\$0</b>	<b>\$0</b>	<b>\$0</b>	<b>\$0</b>	<b>\$0</b>	<b>\$0</b>



## Capital Improvement Program FY2025 thru FY2029 Project Request Form

**Project Title:** Traffic Signals Communications Radio Upgrade  
**Project Code:** PWTEM03  
**Project Priority:** Priority 2      **Project Type:** SYSTEM UPGRADE      **Start Date (FYE):** 2021  
**Department:** 410741      **Status:** Active      **Completion Date (FYE):** Ongoing

**Description:**

Replace/Upgrade Broadband Radio Network for Traffic Signal Communication.

**Justifications:**

Mandated  
 Remove hazards  
 x-Maintains service  
 x-Increase efficiency  
 Increase revenues  
 x-Improves service  
 New service  
 Convenience  
 Other

**Explanation:**

The PW Department uses a broadband radio network to communicate with all of the traffic signal equipment throughout the City; this network was built over the past 15 years. The FCC has restricted the uses of certain frequencies, which has affected the operation and maintenance of our older radios. In order to maintain efficient communications with traffic signals and equipment, the City needs to upgrade to the newer radios that will work within the FCC parameters.

**Alternative:**

Install a fiber network throughout the City for communications.

**Goals and Objectives**

G 13  
 O 13.1  
 O 13.2

Expenditures:	Prior	2025	2026	2027	2028	2029	Future	Total
Planning								\$0
Land								\$0
Construction								\$0
Equipment		\$60,000					\$300,000	\$360,000
Other Expenses								\$0
<b>Total</b>	<b>\$0</b>	<b>\$60,000</b>	<b>\$0</b>	<b>\$0</b>	<b>\$0</b>	<b>\$0</b>	<b>\$300,000</b>	<b>\$360,000</b>

Funding Sources:	Prior	2025	2026	2027	2028	2029	Future	Total
General Revenue		\$60,000					\$300,000	\$360,000
Enterprise Revenue								\$0
Bond Proceeds								\$0
Grants								\$0
Capital Project Fund								\$0
Other Revenue								\$0
<b>Total</b>	<b>\$0</b>	<b>\$60,000</b>	<b>\$0</b>	<b>\$0</b>	<b>\$0</b>	<b>\$0</b>	<b>\$300,000</b>	<b>\$360,000</b>

Operating Impacts:	Prior	2025	2026	2027	2028	2029	Future	Total
Personnel								\$0
Operating								\$0
Capital								\$0
Offsets								\$0
<b>Total</b>	<b>\$0</b>	<b>\$0</b>	<b>\$0</b>	<b>\$0</b>	<b>\$0</b>	<b>\$0</b>	<b>\$0</b>	<b>\$0</b>



## Capital Improvement Program FY2025 thru FY2029 Project Request Form

**Project Title:** Enhanced Signage Equipment

**Project Code:** PWTEM05

**Project Priority:** Priority 3

**Project Type:** NEW

**Start Date (FYE):** 2022

**Department:** 410741

**Status:** Active

**Completion Date (FYE):** Beyond

**Description:**

To provide enhanced signage for various traffic related issues that may arise. Enhanced signage are signs that have unique features that provide additional driver awareness through lights or messages. Examples of enhanced signage would be Speed Radar signs, Rapid Flashing Pedestrian Beacons, LED Embedded advisory signs, and signs with additional flashing lights attached. Public Works has developed installation metrics for each of these signs, and those metrics would need to be met prior to the implementation of each type of sign.

**Justifications:**

- Mandated
- x-Remove hazards
- Maintains service
- Increase efficiency
- Increase revenues
- x-Improves service
- New service
- Convenience
- Other

**Explanation:**

Enhanced signage provides a means of better communication to drivers of a situation where their greater awareness is required. They do this by providing real-time feedback as with a speed radar sign, or with flashing lights to grab the driver's attention. This program would allow for Public Works to implement these signs throughout the City as needed and warranted based on established metrics.

**Goals and Objectives**

- G 13
- O 13.1

**Alternative:**

Continue standard street sign program.

Expenditures:	Prior	2025	2026	2027	2028	2029	Future	Total
Planning								\$0
Land								\$0
Construction								\$0
Equipment		\$50,000	\$50,000	\$50,000	\$50,000	\$50,000		\$250,000
Other Expenses								\$0
<b>Total</b>	\$0	\$50,000	\$50,000	\$50,000	\$50,000	\$50,000	\$0	\$250,000

Funding Sources:	Prior	2025	2026	2027	2028	2029	Future	Total
General Revenue		\$50,000	\$50,000	\$50,000	\$50,000	\$50,000		\$250,000
Enterprise Revenue								\$0
Bond Proceeds								\$0
Grants								\$0
Capital Project Fund								\$0
Other Revenue								\$0
<b>Total</b>	\$0	\$50,000	\$50,000	\$50,000	\$50,000	\$50,000	\$0	\$250,000

Operating Impacts:	Prior	2025	2026	2027	2028	2029	Future	Total
Personnel								\$0
Operating								\$0
Capital								\$0
Offsets								\$0
<b>Total</b>	\$0	\$0	\$0	\$0	\$0	\$0	\$0	\$0



## Capital Improvement Program FY2025 thru FY2029 Project Request Form

**Project Title:** Traffic Signal Timing Program  
**Project Code:** PWTEM06  
**Project Priority:** Priority 2      **Project Type:** IMPROVEMENT      **Start Date (FYE):** 2026  
**Department:** 410741      **Status:** Active      **Completion Date (FYE):** Beyond

**Description:**

The Federal Highway Administration (FHWA) recommends that for arterial corridors the signal timing be reviewed and updated at a minimum once every 5 years. This is due to changes in traffic patterns, new and redeveloped properties, and improvements in technology. The City has 5 arterial corridors that would require updates every 5 years. Those corridors are East Market Street, Virginia/High Street, Port Republic Road, South Main Street, and Reservoir Street.

**Justifications:**

- Mandated
- Remove hazards
- Maintains service
- x-Increase efficiency
- Increase revenues
- x-Improves service
- New service
- Convenience
- Other

**Explanation:**

Signal timing and optimization can improve the throughput, reduce travel time, reduce congestion during peak hours, and provide a reduction in green house gas emissions. This project would split these 5 corridors into 3 separate projects, with East Market Street and Virginia Avenue/High Street being performed together, South Main Street and Port Republic Road being performed together and Reservoir Street being performed by itself.

**Goals and Objectives**

G 13  
O 13.1

**Alternative:**

The corridor timings would become outdated and less efficient.

Expenditures:	Prior	2025	2026	2027	2028	2029	Future	Total
Planning			\$150,000	\$150,000			\$75,000	\$375,000
Land								\$0
Construction								\$0
Equipment								\$0
Other Expenses								\$0
<b>Total</b>	\$0	\$0	\$150,000	\$150,000	\$0	\$0	\$75,000	\$375,000

Funding Sources:	Prior	2025	2026	2027	2028	2029	Future	Total
General Revenue			\$150,000	\$150,000			\$75,000	\$375,000
Enterprise Revenue								\$0
Bond Proceeds								\$0
Grants								\$0
Capital Project Fund								\$0
Other Revenue								\$0
<b>Total</b>	\$0	\$0	\$150,000	\$150,000	\$0	\$0	\$75,000	\$375,000

Operating Impacts:	Prior	2025	2026	2027	2028	2029	Future	Total
Personnel								\$0
Operating								\$0
Capital								\$0
Offsets								\$0
<b>Total</b>	\$0	\$0	\$0	\$0	\$0	\$0	\$0	\$0





## Capital Improvement Program FY2025 thru FY2029 Project Request Form

**Project Title:** LED Illuminated Street Sign Program  
**Project Code:** PWTESN01  
**Project Priority:** Priority 3      **Project Type:** IMPROVEMENT      **Start Date (FYE):** 2020  
**Department:** 410741      **Status:** Active      **Completion Date (FYE):** 2027

**Description:**

To provide LED-backlit street signs at signalized intersections on major street corridors.

**Justifications:**

- Mandated
- x-Remove hazards
- x-Maintains service
- x-Increase efficiency
- Increase revenues
- x-Improves service
- New service
- x-Convenience
- x-Other

**Explanation:**

To provide improved visibility and aesthetics of street signs at signalized intersections on major corridors. Street signs with higher visibility can improve the overall safety of the roadway by reducing driver confusion. The program is currently at a 60% completion level.

**Alternative:**

Continue standard street sign program.

**Goals and Objectives**

G 13  
O 13.1

Expenditures:	Prior	2025	2026	2027	2028	2029	Future	Total
Planning								\$0
Land								\$0
Construction								\$0
Equipment		\$50,000	\$50,000	\$50,000				\$150,000
Other Expenses								\$0
<b>Total</b>	\$0	\$50,000	\$50,000	\$50,000	\$0	\$0	\$0	\$150,000

Funding Sources:	Prior	2025	2026	2027	2028	2029	Future	Total
General Revenue		\$50,000	\$50,000	\$50,000				\$150,000
Enterprise Revenue								\$0
Bond Proceeds								\$0
Grants								\$0
Capital Project Fund								\$0
Other Revenue								\$0
<b>Total</b>	\$0	\$50,000	\$50,000	\$50,000	\$0	\$0	\$0	\$150,000

Operating Impacts:	Prior	2025	2026	2027	2028	2029	Future	Total
Personnel								\$0
Operating								\$0
Capital								\$0
Offsets								\$0
<b>Total</b>	\$0	\$0	\$0	\$0	\$0	\$0	\$0	\$0



## Capital Improvement Program FY2025 thru FY2029 Project Request Form

**Project Title:** SUPPORT ADDITIONS PURCHASING /CENTRAL STORES  
**Project Code:** PWCS1  
**Project Priority:** Priority 3      **Project Type:** NEW      **Start Date (FYE):** Beyond  
**Department:** 772141      **Status:** Active      **Completion Date (FYE):** Beyond

**Description:**

Expand existing building to provide weatherproof and safe storage for pipe and other materials. Central Stores continues to expand the scope of it's service to the various departments and finds itself needing more storage space for large items.

**Justifications:**

- Mandated
- Remove hazards
- Maintains service
- Increase efficiency
- Increase revenues
- x-Improves service
- New service
- Convenience
- Other

**Explanation:**

Expand existing building. Storage needed for larger (primarily PVC material) parts. Most large items are ordered for specific projects and stored until needed on project.

**Alternative:**

None.

**Goals and Objectives**

- G 14
- O 14.1
- O 14.2

Expenditures:	Prior	2025	2026	2027	2028	2029	Future	Total
Planning							\$60,000	\$60,000
Land								\$0
Construction							\$340,000	\$340,000
Equipment								\$0
Other Expenses								\$0
<b>Total</b>	\$0	\$0	\$0	\$0	\$0	\$0	\$400,000	\$400,000

Funding Sources:	Prior	2025	2026	2027	2028	2029	Future	Total
General Revenue							\$400,000	\$400,000
Enterprise Revenue								\$0
Bond Proceeds								\$0
Grants								\$0
Capital Project Fund								\$0
Other Revenue								\$0
<b>Total</b>	\$0	\$0	\$0	\$0	\$0	\$0	\$400,000	\$400,000

Operating Impacts:	Prior	2025	2026	2027	2028	2029	Future	Total
Personnel								\$0
Operating								\$0
Capital								\$0
Offsets								\$0
<b>Total</b>	\$0	\$0	\$0	\$0	\$0	\$0	\$0	\$0



## Capital Improvement Program FY2025 thru FY2029 Project Request Form

**Project Title:** Downtown Streetscape Project  
**Project Code:** PWSTP01  
**Project Priority:** Priority 3      **Project Type:** REPLACEMENT      **Start Date (FYE):** 2015  
**Department:** 9101      **Status:** Active      **Completion Date (FYE):** 2027

**Description:**

This project is part of the Harrisonburg Downtown Streetscape Plan. The cost of utility work is not included. Phase IV Streetscape will include improvements to Water Street between Main Street and Liberty Street. Transportation Alternative Program (TAP) grant funds would be sought to fund this project.

**Justifications:**

- Mandated
- Remove hazards
- Maintains service
- Increase efficiency
- Increase revenues
- Improves service
- New service
- Convenience
- Other

**Explanation:**

Replace curb, gutter, and sidewalks, install enhanced crosswalks, replace lighting, install benches, waste receptacles, traffic regulatory signage, and landscaping as needed throughout the project.

**Alternative:**

Maintain existing sidewalks and brick pavers.

**Goals and Objectives**

- G 13
- O 13.1
- O 13.2

Expenditures:	Prior	2025	2026	2027	2028	2029	Future	Total
Planning	\$200,000			\$100,000				\$300,000
Land								\$0
Construction	\$1,350,000			\$400,000				\$1,750,000
Equipment								\$0
Other Expenses								\$0
<b>Total</b>	<b>\$1,550,000</b>	<b>\$0</b>	<b>\$0</b>	<b>\$500,000</b>	<b>\$0</b>	<b>\$0</b>	<b>\$0</b>	<b>\$2,050,000</b>

Funding Sources:	Prior	2025	2026	2027	2028	2029	Future	Total
General Revenue	\$470,000			\$100,000				\$570,000
Enterprise Revenue								\$0
Bond Proceeds								\$0
Grants	\$1,080,000			\$400,000				\$1,480,000
Capital Project Fund								\$0
Other Revenue								\$0
<b>Total</b>	<b>\$1,550,000</b>	<b>\$0</b>	<b>\$0</b>	<b>\$500,000</b>	<b>\$0</b>	<b>\$0</b>	<b>\$0</b>	<b>\$2,050,000</b>

Operating Impacts:	Prior	2025	2026	2027	2028	2029	Future	Total
Personnel								\$0
Operating								\$0
Capital								\$0
Offsets								\$0
<b>Total</b>	<b>\$0</b>	<b>\$0</b>	<b>\$0</b>	<b>\$0</b>	<b>\$0</b>	<b>\$0</b>	<b>\$0</b>	<b>\$0</b>



## Capital Improvement Program FY2025 thru FY2029 Project Request Form

**Project Title:** Pleasant Valley Road

**Project Code:** PWSTP03

**Project Priority:** Priority 3

**Project Type:** REPLACEMENT

**Start Date (FYE):** Beyond

**Department:** 9101

**Status:** Active

**Completion Date (FYE):** Beyond

**Description:**

Improve street from east of Early Road to City limits to better accommodate truck traffic to industrial areas and relocated Rockingham County Landfill entrance; the project will include a center turn lane, wider lanes, bicycle and pedestrian facilities, storm drain system and improved turning radii at intersections.

**Justifications:**

Mandated  
 x-Remove hazards  
 x-Maintains service  
 Increase efficiency  
 Increase revenues  
 x-Improves service  
 New service  
 Convenience  
 Other

**Explanation:**

Improve drainage, replace pipe culverts, improve pavement, rebuild shoulders. Funding is planned to be 100% General Fund for design, and VDOT SmartScale for ROW and Construction. This project would achieve progress towards meeting the Sustainable Transportation Targets in the City's Environmental Action Plan approved by Council on June 14, 2022.

**Goals and Objectives**

**Alternative:**

Continue to operate with a two-lane roadway.

G 13  
 O 13.1  
 O 13.2

Expenditures:	Prior	2025	2026	2027	2028	2029	Future	Total
Planning							\$750,000	\$750,000
Land							\$2,500,000	\$2,500,000
Construction							\$5,000,000	\$5,000,000
Equipment								\$0
Other Expenses								\$0
<b>Total</b>	<b>\$0</b>	<b>\$0</b>	<b>\$0</b>	<b>\$0</b>	<b>\$0</b>	<b>\$0</b>	<b>\$8,250,000</b>	<b>\$8,250,000</b>

Funding Sources:	Prior	2025	2026	2027	2028	2029	Future	Total
General Revenue								\$0
Enterprise Revenue								\$0
Bond Proceeds								\$0
Grants							\$8,250,000	\$8,250,000
Capital Project Fund								\$0
Other Revenue								\$0
<b>Total</b>	<b>\$0</b>	<b>\$0</b>	<b>\$0</b>	<b>\$0</b>	<b>\$0</b>	<b>\$0</b>	<b>\$8,250,000</b>	<b>\$8,250,000</b>

Operating Impacts:	Prior	2025	2026	2027	2028	2029	Future	Total
Personnel								\$0
Operating								\$0
Capital								\$0
Offsets								\$0
<b>Total</b>	<b>\$0</b>	<b>\$0</b>	<b>\$0</b>	<b>\$0</b>	<b>\$0</b>	<b>\$0</b>	<b>\$0</b>	<b>\$0</b>



## Capital Improvement Program FY2025 thru FY2029 Project Request Form

**Project Title:** Chicago Avenue and Waterman Drive Improvements

**Project Code:** PWSTP06A

**Project Priority:** Priority 2

**Project Type:** IMPROVEMENT

**Start Date (FYE):** 2024

**Department:** 9101

**Status:** Active

**Completion Date (FYE):** Beyond

**Description:**

A corridor study is currently underway that will outline needed improvements along Chicago Ave and Waterman Dr.

**Justifications:**

- Mandated
- Remove hazards
- Maintains service
- Increase efficiency
- Increase revenues
- Improves service
- New service
- Convenience
- Other

**Explanation:**

Chicago Avenue and Waterman Drive are located in the Park View Area and serve many City residents as well as Eastern Mennonite University. These corridors are continually mentioned in both local and regional transportation studies as corridors that need improvement. This project would achieve progress towards meeting the Sustainable Transportation Targets in the City's Environmental Action Plan approved by Council on June 14, 2022.

**Goals and Objectives**

The feasibility study would allow the City to be better prepared for IIJA funds as they become available in the coming years.

- G 13
- O 13.1
- O 13.2

**Alternative:**

Use existing insufficient facilities.

Expenditures:	Prior	2025	2026	2027	2028	2029	Future	Total
Planning							\$750,000	\$750,000
Land							\$5,000,000	\$5,000,000
Construction							\$7,500,000	\$7,500,000
Equipment								\$0
Other Expenses								\$0
<b>Total</b>	<b>\$0</b>	<b>\$0</b>	<b>\$0</b>	<b>\$0</b>	<b>\$0</b>	<b>\$0</b>	<b>\$13,250,000</b>	<b>\$13,250,000</b>

Funding Sources:	Prior	2025	2026	2027	2028	2029	Future	Total
General Revenue								\$0
Enterprise Revenue							\$2,000,000	\$2,000,000
Bond Proceeds							\$11,250,000	\$11,250,000
Grants								\$0
Capital Project Fund								\$0
Other Revenue								\$0
<b>Total</b>	<b>\$0</b>	<b>\$0</b>	<b>\$0</b>	<b>\$0</b>	<b>\$0</b>	<b>\$0</b>	<b>\$13,250,000</b>	<b>\$13,250,000</b>

Operating Impacts:	Prior	2025	2026	2027	2028	2029	Future	Total
Personnel								\$0
Operating								\$0
Capital								\$0
Offsets								\$0
<b>Total</b>	<b>\$0</b>	<b>\$0</b>	<b>\$0</b>	<b>\$0</b>	<b>\$0</b>	<b>\$0</b>	<b>\$0</b>	<b>\$0</b>



## Capital Improvement Program FY2025 thru FY2029 Project Request Form

**Project Title:** Mt. Clinton Pike Widening  
**Project Code:** PWSTP06B  
**Project Priority:** Priority 3      **Project Type:** IMPROVEMENT      **Start Date (FYE):** Beyond  
**Department:** 9101      **Status:** Active      **Completion Date (FYE):** Beyond

**Description:**

Improve Mt. Clinton Pike as a two-lane facility with bicycle/pedestrian facilities, between Chicago Avenue and Lincolnshire Drive in Rockingham County. Requires retaining wall from Smith Street to west City Limits.

**Justifications:**

Mandated  
 x-Remove hazards  
 x-Maintains service  
 x-Increase efficiency  
 Increase revenues  
 Improves service  
 New service  
 Convenience  
 Other

**Explanation:**

Street Improvements to provide safer travel and provide improved bicycle and pedestrian access in the Park View area. This project would achieve progress towards meeting the Sustainable Transportation Targets in the City's Environmental Action Plan approved by Council on June 14, 2022.

**Goals and Objectives**

**Alternative:**

Maintain existing lanes and infrastructure while maintaining the existing unsafe features.

G 13  
 O 13.1  
 O 13.2

Expenditures:	Prior	2025	2026	2027	2028	2029	Future	Total
Planning							\$500,000	\$500,000
Land							\$3,000,000	\$3,000,000
Construction							\$5,000,000	\$5,000,000
Equipment								\$0
Other Expenses								\$0
<b>Total</b>	<b>\$0</b>	<b>\$0</b>	<b>\$0</b>	<b>\$0</b>	<b>\$0</b>	<b>\$0</b>	<b>\$8,500,000</b>	<b>\$8,500,000</b>

Funding Sources:	Prior	2025	2026	2027	2028	2029	Future	Total
General Revenue								\$0
Enterprise Revenue								\$0
Bond Proceeds								\$0
Grants							\$8,500,000	\$8,500,000
Capital Project Fund								\$0
Other Revenue								\$0
<b>Total</b>	<b>\$0</b>	<b>\$0</b>	<b>\$0</b>	<b>\$0</b>	<b>\$0</b>	<b>\$0</b>	<b>\$8,500,000</b>	<b>\$8,500,000</b>

Operating Impacts:	Prior	2025	2026	2027	2028	2029	Future	Total
Personnel								\$0
Operating								\$0
Capital								\$0
Offsets								\$0
<b>Total</b>	<b>\$0</b>	<b>\$0</b>	<b>\$0</b>	<b>\$0</b>	<b>\$0</b>	<b>\$0</b>	<b>\$0</b>	<b>\$0</b>



## Capital Improvement Program FY2025 thru FY2029 Project Request Form

**Project Title:** North Liberty Street

**Project Code:** PWSTP08

**Project Priority:** Priority 3

**Project Type:** ADDITION & REPLACEMENT

**Start Date (FYE):** Beyond

**Department:** 9101

**Status:** Active

**Completion Date (FYE):** Beyond

**Description:**

Reconstruct and widen North Liberty Street from Edom Road to the North City Limits. Install storm drains, curb & gutter, bicycle lanes & sidewalks or shared use path.

**Justifications:**

- Mandated
- x-Remove hazards
- x-Maintains service
- x-Increase efficiency
- Increase revenues
- x-Improves service
- New service
- Convenience
- Other

**Explanation:**

Improvement to the roadway is to serve industrial and commercial development in the area. Several developments depend on truck transportation for their businesses along this street. Street improvements will support existing and future development. This project would achieve progress towards meeting the Sustainable Transportation Targets in the City's Environmental Action Plan approved by Council on June 14, 2022.

**Alternative:**

Maintain existing infrastructure.

**Goals and Objectives**

- G 13
- O 13.1
- O 13.2

Expenditures:	Prior	2025	2026	2027	2028	2029	Future	Total
Planning							\$500,000	\$500,000
Land							\$1,000,000	\$1,000,000
Construction							\$3,500,000	\$3,500,000
Equipment								\$0
Other Expenses								\$0
<b>Total</b>	<b>\$0</b>	<b>\$0</b>	<b>\$0</b>	<b>\$0</b>	<b>\$0</b>	<b>\$0</b>	<b>\$5,000,000</b>	<b>\$5,000,000</b>

Funding Sources:	Prior	2025	2026	2027	2028	2029	Future	Total
General Revenue								\$0
Enterprise Revenue								\$0
Bond Proceeds								\$0
Grants							\$5,000,000	\$5,000,000
Capital Project Fund								\$0
Other Revenue								\$0
<b>Total</b>	<b>\$0</b>	<b>\$0</b>	<b>\$0</b>	<b>\$0</b>	<b>\$0</b>	<b>\$0</b>	<b>\$5,000,000</b>	<b>\$5,000,000</b>

Operating Impacts:	Prior	2025	2026	2027	2028	2029	Future	Total
Personnel								\$0
Operating								\$0
Capital								\$0
Offsets								\$0
<b>Total</b>	<b>\$0</b>	<b>\$0</b>	<b>\$0</b>	<b>\$0</b>	<b>\$0</b>	<b>\$0</b>	<b>\$0</b>	<b>\$0</b>



## Capital Improvement Program FY2025 thru FY2029 Project Request Form

**Project Title:** Carlton Street Improvement

**Project Code:** PWSTP09

**Project Priority:** Priority 2

**Project Type:** IMPROVEMENT

**Start Date (FYE):** Beyond

**Department:** 9101

**Status:** Active

**Completion Date (FYE):** Beyond

**Description:**

Improve Carlton St. between E. Market St. and Reservoir St. to replace curb and gutter, sidewalks and entrances to meet ADA standards, and replace/construct storm drain facilities. The street width will be reduced to allow for existing utility poles to be located within the buffer space between the new curb and gutter and new sidewalk.

**Justifications:**

- Mandated
- x-Remove hazards
- Maintains service
- x-Increase efficiency
- Increase revenues
- x-Improves service
- New service
- Convenience
- Other

**Explanation:**

To improve the transportation network in an area with high pedestrian volumes near an elementary school with inadequate facilities. This project would achieve progress towards meeting the Sustainable Transportation Targets in the City's Environmental Action Plan approved by Council on June 14, 2022. Funding would utilize VDOT maintenance funds.

**Goals and Objectives**

**Alternative:**

None.

- G 13
- O 13.1
- O 13.2

Expenditures:	Prior	2025	2026	2027	2028	2029	Future	Total
Planning			\$600,000					\$600,000
Land				\$500,000				\$500,000
Construction					\$1,500,000			\$1,500,000
Equipment								\$0
Other Expenses								\$0
<b>Total</b>	\$0	\$0	\$600,000	\$500,000	\$1,500,000	\$0	\$0	\$2,600,000

Funding Sources:	Prior	2025	2026	2027	2028	2029	Future	Total
General Revenue								\$0
Enterprise Revenue								\$0
Bond Proceeds								\$0
Grants								\$0
Capital Project Fund								\$0
Other Revenue			\$600,000	\$500,000	\$1,500,000			\$2,600,000
<b>Total</b>	\$0	\$0	\$600,000	\$500,000	\$1,500,000	\$0	\$0	\$2,600,000

Operating Impacts:	Prior	2025	2026	2027	2028	2029	Future	Total
Personnel								\$0
Operating								\$0
Capital								\$0
Offsets								\$0
<b>Total</b>	\$0	\$0	\$0	\$0	\$0	\$0	\$0	\$0





# Capital Improvement Program FY2025 thru FY2029 Project Request Form

**Project Title:** Bluestone Trail  
**Project Code:** PWSTP11  
**Project Priority:** Priority 2      **Project Type:** NEW      **Start Date (FYE):** 2016  
**Department:** 9101      **Status:** Active      **Completion Date (FYE):** Beyond

**Description:**

Phase I: Complete

Phase II: Provide pedestrian/bike connection from Stone Spring Road to Rocktown High School site. Smart Scale application.

**Justifications:**

- Mandated
- x-Remove hazards
- Maintains service
- x-Increase efficiency
- Increase revenues
- x-Improves service
- x-New service
- x-Convenience
- Other

**Explanation:**

Will allow people living in university housing developments and multi-family developments in the southern end of the city to reach destinations by alternative means of transportation that is separated from motor vehicle traffic. Will provide safe and desirable bicycle and pedestrian access to Rocktown High School and other destinations in the southern area of the City. This project would achieve progress towards meeting the Sustainable Transportation Targets in the City's Environmental Action Plan approved by Council on June 14, 2022.

**Goals and Objectives**

G 13  
O 13.2

**Alternative:**

End the project/do not complete.

Expenditures:	Prior	2025	2026	2027	2028	2029	Future	Total
Planning	\$200,000				\$1,552,236			\$1,752,236
Land							\$510,495	\$510,495
Construction	\$1,125,000						\$11,903,791	\$13,028,791
Equipment								\$0
Other Expenses								\$0
<b>Total</b>	<b>\$1,325,000</b>	<b>\$0</b>	<b>\$0</b>	<b>\$0</b>	<b>\$1,552,236</b>	<b>\$0</b>	<b>\$12,414,286</b>	<b>\$15,291,522</b>

Funding Sources:	Prior	2025	2026	2027	2028	2029	Future	Total
General Revenue	\$675,000							\$675,000
Enterprise Revenue								\$0
Bond Proceeds								\$0
Grants	\$650,000				\$1,552,236		\$12,414,286	\$14,616,522
Capital Project Fund								\$0
Other Revenue								\$0
<b>Total</b>	<b>\$1,325,000</b>	<b>\$0</b>	<b>\$0</b>	<b>\$0</b>	<b>\$1,552,236</b>	<b>\$0</b>	<b>\$12,414,286</b>	<b>\$15,291,522</b>

Operating Impacts:	Prior	2025	2026	2027	2028	2029	Future	Total
Personnel								\$0
Operating								\$0
Capital								\$0
Offsets								\$0
<b>Total</b>	<b>\$0</b>	<b>\$0</b>	<b>\$0</b>	<b>\$0</b>	<b>\$0</b>	<b>\$0</b>	<b>\$0</b>	<b>\$0</b>



## Capital Improvement Program FY2025 thru FY2029 Project Request Form

**Project Title:** Martin Luther King Jr Way Widening

**Project Code:** PWSTP20

**Project Priority:** Priority 2

**Project Type:** IMPROVEMENT

**Start Date (FYE):** 2016

**Department:** 9101

**Status:** Active

**Completion Date (FYE):** Beyond

**Description:**

Martin Luther King Jr Way from 300' west of Ott Street intersection to 450' east of Ott Street. Widen street to 5 lanes to create dedicated left turn lane at Ott Street intersection.

**Justifications:**

- Mandated
- x-Remove hazards
- x-Maintains service
- x-Increase efficiency
- Increase revenues
- x-Improves service
- New service
- Convenience
- Other

**Explanation:**

Project to provide improved capacity and turn lanes for JMU campus at the time of JMU campus expansion beyond the current footprint. Improves efficiency of bicycle & pedestrian safety. Project to be developed cooperatively with JMU.

**Alternative:**

Maintain existing infrastructure and lanes.

**Goals and Objectives**

- G 13
- O 13.1
- O 13.2

Expenditures:	Prior	2025	2026	2027	2028	2029	Future	Total
Planning	\$375,000						\$300,000	\$675,000
Land	\$125,000						\$125,000	\$250,000
Construction	\$2,800,000						\$3,000,000	\$5,800,000
Equipment								\$0
Other Expenses								\$0
<b>Total</b>	<b>\$3,300,000</b>	<b>\$0</b>	<b>\$0</b>	<b>\$0</b>	<b>\$0</b>	<b>\$0</b>	<b>\$3,425,000</b>	<b>\$6,725,000</b>

Funding Sources:	Prior	2025	2026	2027	2028	2029	Future	Total
General Revenue	\$500,000							\$500,000
Enterprise Revenue								\$0
Bond Proceeds								\$0
Grants	\$2,800,000						\$3,150,000	\$5,950,000
Capital Project Fund								\$0
Other Revenue							\$275,000	\$275,000
<b>Total</b>	<b>\$3,300,000</b>	<b>\$0</b>	<b>\$0</b>	<b>\$0</b>	<b>\$0</b>	<b>\$0</b>	<b>\$3,425,000</b>	<b>\$6,725,000</b>

Operating Impacts:	Prior	2025	2026	2027	2028	2029	Future	Total
Personnel								\$0
Operating								\$0
Capital								\$0
Offsets								\$0
<b>Total</b>	<b>\$0</b>	<b>\$0</b>	<b>\$0</b>	<b>\$0</b>	<b>\$0</b>	<b>\$0</b>	<b>\$0</b>	<b>\$0</b>



## Capital Improvement Program FY2025 thru FY2029 Project Request Form

**Project Title:** Neff Avenue Bicycle and Pedestrian Improvements

**Project Code:** PWSTP23

**Project Priority:** Priority 2

**Project Type:** IMPROVEMENT

**Start Date (FYE):** Beyond

**Department:** 9101

**Status:** Active

**Completion Date (FYE):** Beyond

**Description:**

Construct a 10' wide asphalt shared-use path from Port Republic Road to the mid-block crosswalk to the Arboretum along the southeast side of Neff Avenue, and improve the mid-block crosswalk.

**Justifications:**

Mandated  
Remove hazards  
Maintains service  
x-Increase efficiency  
Increase revenues  
x-Improves service  
New service  
x-Convenience  
x-Other

**Explanation:**

As the Neff Avenue corridor grows and with the potential development of higher-density housing, this improved bicycle and pedestrian facility will be needed. Current conditions at the mid-block crossing have changed to the point that improvements are needed to maintain a safe crossing.

**Alternative:**

None.

**Goals and Objectives**

G 13  
O 13.1

Expenditures:	Prior	2025	2026	2027	2028	2029	Future	Total
Planning					\$600,000			\$600,000
Land						\$400,000		\$400,000
Construction							\$4,000,000	\$4,000,000
Equipment								\$0
Other Expenses								\$0
<b>Total</b>	\$0	\$0	\$0	\$0	\$600,000	\$400,000	\$4,000,000	\$5,000,000

Funding Sources:	Prior	2025	2026	2027	2028	2029	Future	Total
General Revenue								\$0
Enterprise Revenue								\$0
Bond Proceeds								\$0
Grants					\$600,000	\$400,000	\$4,000,000	\$5,000,000
Capital Project Fund								\$0
Other Revenue								\$0
<b>Total</b>	\$0	\$0	\$0	\$0	\$600,000	\$400,000	\$4,000,000	\$5,000,000

Operating Impacts:	Prior	2025	2026	2027	2028	2029	Future	Total
Personnel								\$0
Operating								\$0
Capital								\$0
Offsets								\$0
<b>Total</b>	\$0	\$0	\$0	\$0	\$0	\$0	\$0	\$0



# Capital Improvement Program FY2025 thru FY2029 Project Request Form

**Project Title:** Country Club Road

**Project Code:** PWSTP25

**Project Priority:** Priority 3

**Project Type:** IMPROVEMENT

**Start Date (FYE):** Beyond

**Department:** 9101

**Status:** Active

**Completion Date (FYE):** Beyond

**Description:**

Phase I Country Club Road (Formerly MLK Way Extension) (Beyond)- From Blue Ridge Drive to the I-81 overpass. Roadway will be 2 lanes with center turn lane, sidewalk and shared use path.

Phase II Country Club Road (Beyond)- I-81 Bridges to East Market St. at Valley Mall. Widen roadway to 2-lanes with turn lanes at intersections of Keezletown Rd. Install sidewalk and shared use path.

**Justifications:**

- Mandated
- x-Remove hazards
- Maintains service
- x-Increase efficiency
- Increase revenues
- x-Improves service
- New service
- Convenience
- Other

**Explanation:**

Project to improve traffic flow, provide improved left turn lanes, reduce delays, and improve transit operations. Improve drainage ditch parallel to the roadway. Project to be built in phases to coordinate with development and VDOT I-81 Bridge replacement schedule. This project would achieve progress towards meeting the Sustainable Transportation Targets in the City's Environmental Action Plan approved by Council on June 14, 2022.

**Goals and Objectives**

- G 13
- O 13.1
- O 13.2
- O 13.3

**Alternative:**

Allow increased traffic to deal with delays.

<b>Expenditures:</b>	Prior	2025	2026	2027	2028	2029	Future	Total
Planning							\$1,607,552	\$1,607,552
Land							\$3,208,675	\$3,208,675
Construction							\$14,962,386	\$14,962,386
Equipment								\$0
Other Expenses								\$0
<b>Total</b>	<b>\$0</b>	<b>\$0</b>	<b>\$0</b>	<b>\$0</b>	<b>\$0</b>	<b>\$0</b>	<b>\$19,778,613</b>	<b>\$19,778,613</b>

<b>Funding Sources:</b>	Prior	2025	2026	2027	2028	2029	Future	Total
General Revenue								\$0
Enterprise Revenue								\$0
Bond Proceeds								\$0
Grants							\$19,778,613	\$19,778,613
Capital Project Fund								\$0
Other Revenue								\$0
<b>Total</b>	<b>\$0</b>	<b>\$0</b>	<b>\$0</b>	<b>\$0</b>	<b>\$0</b>	<b>\$0</b>	<b>\$19,778,613</b>	<b>\$19,778,613</b>

<b>Operating Impacts:</b>	Prior	2025	2026	2027	2028	2029	Future	Total
Personnel								\$0
Operating								\$0
Capital								\$0
Offsets								\$0
<b>Total</b>	<b>\$0</b>	<b>\$0</b>	<b>\$0</b>	<b>\$0</b>	<b>\$0</b>	<b>\$0</b>	<b>\$0</b>	<b>\$0</b>



## Capital Improvement Program FY2025 thru FY2029 Project Request Form

**Project Title:** Linda Lane Widening

**Project Code:** PWSTP28

**Project Priority:** Priority 2

**Project Type:** IMPROVEMENT

**Start Date (FYE):** 2024

**Department:** 9101

**Status:** Active

**Completion Date (FYE):** Beyond

**Description:**

Construct four-lane facility, including turn lanes with medians, sidewalk, shared-use path with curb and gutter, from East Market Street to Country Club Road. Developer participation in construction from the Quarry development.

**Justifications:**

- Mandated
- x-Remove hazards
- x-Maintains service
- x-Increase efficiency
- Increase revenues
- x-Improves service
- x-New service
- Convenience
- Other

**Explanation:**

Provide adequate access to new planned developments. This project would achieve progress towards meeting the Sustainable Transportation Targets in the City's Environmental Action Plan approved by Council on June 14, 2022.

**Alternative:**

Use existing insufficient facilities.

**Goals and Objectives**

- G 13
- O 13.1
- O 13.2

Expenditures:	Prior	2025	2026	2027	2028	2029	Future	Total
Planning							\$300,000	\$300,000
Land							\$500,000	\$500,000
Construction							\$2,000,000	\$2,000,000
Equipment								\$0
Other Expenses								\$0
<b>Total</b>	<b>\$0</b>	<b>\$0</b>	<b>\$0</b>	<b>\$0</b>	<b>\$0</b>	<b>\$0</b>	<b>\$2,800,000</b>	<b>\$2,800,000</b>

Funding Sources:	Prior	2025	2026	2027	2028	2029	Future	Total
General Revenue								\$0
Enterprise Revenue								\$0
Bond Proceeds								\$0
Grants							\$2,800,000	\$2,800,000
Capital Project Fund								\$0
Other Revenue								\$0
<b>Total</b>	<b>\$0</b>	<b>\$0</b>	<b>\$0</b>	<b>\$0</b>	<b>\$0</b>	<b>\$0</b>	<b>\$2,800,000</b>	<b>\$2,800,000</b>

Operating Impacts:	Prior	2025	2026	2027	2028	2029	Future	Total
Personnel								\$0
Operating								\$0
Capital								\$0
Offsets								\$0
<b>Total</b>	<b>\$0</b>	<b>\$0</b>	<b>\$0</b>	<b>\$0</b>	<b>\$0</b>	<b>\$0</b>	<b>\$0</b>	<b>\$0</b>



## Capital Improvement Program FY2025 thru FY2029 Project Request Form

**Project Title:** Smithland Road  
**Project Code:** PWSTP28A  
**Project Priority:** Priority 2      **Project Type:** IMPROVEMENT      **Start Date (FYE):** Beyond  
**Department:** 9101      **Status:** Active      **Completion Date (FYE):** Beyond

**Description:**

Realign the intersection of Smithland Road and Old Furnace Road to make Smithland Road the through movement and Old Furnace (from the County) the stop condition. Construction a shared use path from this intersection to connect to the existing shared use path located along Smithland Road near Smithland Fields.

**Justifications:**

- Mandated
- Remove hazards
- x-Maintains service
- x-Increase efficiency
- Increase revenues
- x-Improves service
- New service
- Convenience
- Other

**Explanation:**

This intersection is currently configured so that Smithland Road (from City) has to stop and Old Furnace Road has the through. However, this intersection has poor sight distance due to the curvature of the roadway and the location of the Smithland Road intersection. This project would realign this intersection to improve safety. The shared use path would be an extension of a current shared use path in the City that connects to Country Club Road. This project would achieve progress towards meeting the Sustainable Transportation Targets in the City's Environmental Action Plan approved by Council on June 14, 2022.

**Goals and Objectives**

- G 13
- O 13.1
- O 13.2

**Alternative:**

Use existing insufficient facilities.

Expenditures:	Prior	2025	2026	2027	2028	2029	Future	Total
Planning							\$500,000	\$500,000
Land							\$1,000,000	\$1,000,000
Construction							\$3,000,000	\$3,000,000
Equipment								\$0
Other Expenses								\$0
<b>Total</b>	<b>\$0</b>	<b>\$0</b>	<b>\$0</b>	<b>\$0</b>	<b>\$0</b>	<b>\$0</b>	<b>\$4,500,000</b>	<b>\$4,500,000</b>

Funding Sources:	Prior	2025	2026	2027	2028	2029	Future	Total
General Revenue								\$0
Enterprise Revenue								\$0
Bond Proceeds								\$0
Grants							\$4,500,000	\$4,500,000
Capital Project Fund								\$0
Other Revenue								\$0
<b>Total</b>	<b>\$0</b>	<b>\$0</b>	<b>\$0</b>	<b>\$0</b>	<b>\$0</b>	<b>\$0</b>	<b>\$4,500,000</b>	<b>\$4,500,000</b>

Operating Impacts:	Prior	2025	2026	2027	2028	2029	Future	Total
Personnel								\$0
Operating								\$0
Capital								\$0
Offsets								\$0
<b>Total</b>	<b>\$0</b>	<b>\$0</b>	<b>\$0</b>	<b>\$0</b>	<b>\$0</b>	<b>\$0</b>	<b>\$0</b>	<b>\$0</b>





## Capital Improvement Program FY2025 thru FY2029 Project Request Form

**Project Title:** Port Republic Road Sidewalk - Main Street to Crawford Avenue  
**Project Code:** PWSTP47  
**Project Priority:** Priority 2      **Project Type:** ADDITION      **Start Date (FYE):** Beyond  
**Department:** 9101      **Status:** Active      **Completion Date (FYE):** Beyond

**Description:**

Construct a five-foot wide sidewalk on the south side of Port Republic Road between South Main Street and Crawford Avenue. Relocate crosswalks at the intersection of Port Republic Road and South Main Street to be perpendicular to shorten crossing distance and reduce pedestrian/vehicle conflicts.

**Justifications:**

- Mandated
- Remove hazards
- Maintains service
- Increase efficiency
- Increase revenues
- Improves service
- New service
- Convenience
- Other

**Explanation:**

Due to the close proximity to JMU, demand for pedestrian facilities is high along Port Republic Road. Construction of a sidewalk on the south side of the road increases safety for pedestrians who would otherwise walk in the road or need to cross four vehicle travel lanes to reach a sidewalk. Pedestrians have frequently been observed walking in the street on this arterial roadway. This project would achieve progress towards meeting the Sustainable Transportation Targets in the City's Environmental Action Plan approved by Council on June 14, 2022.

**Goals and Objectives**

- G 13
- O 13.1
- O 13.2

**Alternative:**

None.

Expenditures:	Prior	2025	2026	2027	2028	2029	Future	Total
Planning							\$450,000	\$450,000
Land							\$100,000	\$100,000
Construction							\$2,450,000	\$2,450,000
Equipment								\$0
Other Expenses								\$0
<b>Total</b>	<b>\$0</b>	<b>\$0</b>	<b>\$0</b>	<b>\$0</b>	<b>\$0</b>	<b>\$0</b>	<b>\$3,000,000</b>	<b>\$3,000,000</b>

Funding Sources:	Prior	2025	2026	2027	2028	2029	Future	Total
General Revenue								\$0
Enterprise Revenue								\$0
Bond Proceeds								\$0
Grants							\$3,000,000	\$3,000,000
Capital Project Fund								\$0
Other Revenue								\$0
<b>Total</b>	<b>\$0</b>	<b>\$0</b>	<b>\$0</b>	<b>\$0</b>	<b>\$0</b>	<b>\$0</b>	<b>\$3,000,000</b>	<b>\$3,000,000</b>

Operating Impacts:	Prior	2025	2026	2027	2028	2029	Future	Total
Personnel								\$0
Operating								\$0
Capital								\$0
Offsets								\$0
<b>Total</b>	<b>\$0</b>	<b>\$0</b>	<b>\$0</b>	<b>\$0</b>	<b>\$0</b>	<b>\$0</b>	<b>\$0</b>	<b>\$0</b>





## Capital Improvement Program FY2025 thru FY2029 Project Request Form

**Project Title:** Port Republic Road - Forest Hill Road  
**Project Code:** PWSTP50  
**Project Priority:** Priority 2      **Project Type:** ADDITION      **Start Date (FYE):** Beyond  
**Department:** 9101      **Status:** Active      **Completion Date (FYE):** Beyond

**Description:**

Construct westbound right turn lane with 100' of storage and 100' taper at the intersection of Port Republic Road and Forest Hill Road. Potential for funding through Smart Scale program.

**Justifications:**

Mandated  
 Remove hazards  
 Maintains service  
 Increase efficiency  
 Increase revenues  
 Improves service  
 New service  
 Convenience  
 Other

**Explanation:**

The Port Republic Road Safety and Operations Study evaluated the Port Republic Road corridor and provided many recommendations for changes to improve safety and operations. Geometric changes were recommended for this intersection to increase safety and reduce congestion on this high-traffic corridor.

**Goals and Objectives**

**Alternative:**

Maintain existing infrastructure and lanes.

G 13  
O 13.1

Expenditures:	Prior	2025	2026	2027	2028	2029	Future	Total
Planning							\$350,000	\$350,000
Land							\$100,000	\$100,000
Construction							\$2,400,000	\$2,400,000
Equipment								\$0
Other Expenses								\$0
<b>Total</b>	<b>\$0</b>	<b>\$0</b>	<b>\$0</b>	<b>\$0</b>	<b>\$0</b>	<b>\$0</b>	<b>\$2,850,000</b>	<b>\$2,850,000</b>

Funding Sources:	Prior	2025	2026	2027	2028	2029	Future	Total
General Revenue								\$0
Enterprise Revenue								\$0
Bond Proceeds								\$0
Grants							\$2,850,000	\$2,850,000
Capital Project Fund								\$0
Other Revenue								\$0
<b>Total</b>	<b>\$0</b>	<b>\$0</b>	<b>\$0</b>	<b>\$0</b>	<b>\$0</b>	<b>\$0</b>	<b>\$2,850,000</b>	<b>\$2,850,000</b>

Operating Impacts:	Prior	2025	2026	2027	2028	2029	Future	Total
Personnel								\$0
Operating								\$0
Capital								\$0
Offsets								\$0
<b>Total</b>	<b>\$0</b>	<b>\$0</b>	<b>\$0</b>	<b>\$0</b>	<b>\$0</b>	<b>\$0</b>	<b>\$0</b>	<b>\$0</b>



## Capital Improvement Program FY2025 thru FY2029 Project Request Form

**Project Title:** Pedestrian Signals

**Project Code:** PWSTP51

**Project Priority:** Priority 2

**Project Type:** ADDITION

**Start Date (FYE):** 2016

**Department:** 9101

**Status:** Active

**Completion Date (FYE):** Beyond

**Description:**

Continue adding audible pedestrian signals to signalized intersections (various locations) that were not completed with the first phase of APS upgrades due to budget limitations. Potential for VDOT funding.

**Justifications:**

Mandated  
 x-Remove hazards  
 Maintains service  
 Increase efficiency  
 Increase revenues  
 x-Improves service  
 New service  
 Convenience  
 Other

**Explanation:**

This project will improve pedestrian safety, particularly for the visually impaired, but also for pedestrians in general.

**Alternative:**

Do not complete planned project.

**Goals and Objectives**

G 13  
 O 13.1  
 O 13.2

Expenditures:	Prior	2025	2026	2027	2028	2029	Future	Total
Planning								\$0
Land		\$25,000						\$25,000
Construction	\$445,000		\$300,000				\$100,000	\$845,000
Equipment								\$0
Other Expenses								\$0
<b>Total</b>	<b>\$445,000</b>	<b>\$25,000</b>	<b>\$300,000</b>	<b>\$0</b>	<b>\$0</b>	<b>\$0</b>	<b>\$100,000</b>	<b>\$870,000</b>

Funding Sources:	Prior	2025	2026	2027	2028	2029	Future	Total
General Revenue								\$0
Enterprise Revenue								\$0
Bond Proceeds								\$0
Grants	\$445,000	\$25,000	\$300,000				\$100,000	\$870,000
Capital Project Fund								\$0
Other Revenue								\$0
<b>Total</b>	<b>\$445,000</b>	<b>\$25,000</b>	<b>\$300,000</b>	<b>\$0</b>	<b>\$0</b>	<b>\$0</b>	<b>\$100,000</b>	<b>\$870,000</b>

Operating Impacts:	Prior	2025	2026	2027	2028	2029	Future	Total
Personnel								\$0
Operating								\$0
Capital								\$0
Offsets								\$0
<b>Total</b>	<b>\$0</b>	<b>\$0</b>	<b>\$0</b>	<b>\$0</b>	<b>\$0</b>	<b>\$0</b>	<b>\$0</b>	<b>\$0</b>



## Capital Improvement Program FY2025 thru FY2029 Project Request Form

**Project Title:** Old Furnace Road Sidewalk Gaps

**Project Code:** PWSTP52

**Project Priority:** Priority 2

**Project Type:** ADDITION

**Start Date (FYE):** 2024

**Department:** 9101

**Status:** Active

**Completion Date (FYE):** 2028

**Description:**

Fill sidewalk gaps between Summit Street and North 38 apartment complex sidewalk and add bike lanes. Potential for VDOT funding.

**Justifications:**

- Mandated
- Remove hazards
- Maintains service
- Increase efficiency
- Increase revenues
- Improves service
- New service
- Convenience
- Other

**Explanation:**

This project will improve pedestrian safety, and increase walkability between a variety of housing types and downtown. This project would achieve progress towards meeting the Sustainable Transportation Targets in the City's Environmental Action Plan approved by Council on June 14, 2022.

**Alternative:**

Do not complete planned project.

**Goals and Objectives**

G 13  
O 13.2

Expenditures:	Prior	2025	2026	2027	2028	2029	Future	Total
Planning								\$0
Land					\$75,000			\$75,000
Construction							\$1,000,000	\$1,000,000
Equipment								\$0
Other Expenses								\$0
<b>Total</b>	\$0	\$0	\$0	\$0	\$75,000	\$0	\$1,000,000	\$1,075,000

Funding Sources:	Prior	2025	2026	2027	2028	2029	Future	Total
General Revenue								\$0
Enterprise Revenue								\$0
Bond Proceeds								\$0
Grants					\$75,000		\$1,000,000	\$1,075,000
Capital Project Fund								\$0
Other Revenue								\$0
<b>Total</b>	\$0	\$0	\$0	\$0	\$75,000	\$0	\$1,000,000	\$1,075,000

Operating Impacts:	Prior	2025	2026	2027	2028	2029	Future	Total
Personnel								\$0
Operating								\$0
Capital								\$0
Offsets								\$0
<b>Total</b>	\$0	\$0	\$0	\$0	\$0	\$0	\$0	\$0



# Capital Improvement Program FY2025 thru FY2029 Project Request Form

**Project Title:** Central Avenue Sidewalk

**Project Code:** PWSTP53

**Project Priority:** Priority 2

**Project Type:** CONSTRUCTION

**Start Date (FYE):** 2026

**Department:** 9101

**Status:** Active

**Completion Date (FYE):** Beyond

**Description:**

Construction of sidewalk and ADA ramps along Central Avenue between South Avenue and Laurel Street.

**Justifications:**

- Mandated
- Remove hazards
- Maintains service
- Increase efficiency
- Increase revenues
- x-Improves service
- x-New service
- Convenience
- Other

**Explanation:**

Due to the COVID-19 Pandemic and limited school bus capacity, Harrisonburg City Schools have begun an initiative where students within specified walking distances of schools would be required to walk and would not be provided a bus. This initiative would remain in place after the pandemic due to the overall benefits to the school system. This segment of Central is within the Keister Elementary School area and would meet this distance requirement if sidewalks were located along this segment of Central Avenue. This project would achieve progress towards meeting the Sustainable Transportation Targets in the City's Environmental Action Plan approved by Council on June 14, 2022.

**Goals and Objectives**

- G 7
- O 7.1
- G 13
- O 13.1
- O 13.2

**Alternative:**

Not require students within this neighborhood to walk to Keister due to the lack of a safe accommodation.

Expenditures:	Prior	2025	2026	2027	2028	2029	Future	Total
Planning			\$70,000					\$70,000
Land				\$50,000				\$50,000
Construction							\$350,000	\$350,000
Equipment								\$0
Other Expenses								\$0
<b>Total</b>	\$0	\$0	\$70,000	\$50,000	\$0	\$0	\$350,000	\$470,000

Funding Sources:	Prior	2025	2026	2027	2028	2029	Future	Total
General Revenue			\$70,000	\$50,000			\$350,000	\$470,000
Enterprise Revenue								\$0
Bond Proceeds								\$0
Grants								\$0
Capital Project Fund								\$0
Other Revenue								\$0
<b>Total</b>	\$0	\$0	\$70,000	\$50,000	\$0	\$0	\$350,000	\$470,000

Operating Impacts:	Prior	2025	2026	2027	2028	2029	Future	Total
Personnel								\$0
Operating								\$0
Capital								\$0
Offsets								\$0
<b>Total</b>	\$0	\$0	\$0	\$0	\$0	\$0	\$0	\$0



## Capital Improvement Program FY2025 thru FY2029 Project Request Form

**Project Title:** Mt. Clinton Pike Corridor Safety Project  
**Project Code:** PWSTP56  
**Project Priority:** Priority 2      **Project Type:** IMPROVEMENT      **Start Date (FYE):** 2026  
**Department:** 9101      **Status:** Active      **Completion Date (FYE):** Beyond

**Description:**

Construct a single-lane roundabout at the Mt. Clinton Pike & Acorn Dr intersection. The roundabout will include shared use path on all sides, with appropriate crosswalks, to accommodate those walking or biking around the roundabout. Sidewalk will be constructed along the north side of Mt. Clinton Pike between Acorn Drive and a sidewalk that will be built by others along the frontage of the corner parcel at N. Main Street. Additional sidewalk will be constructed along the east side of Acorn Dr between Mt. Clinton Pike and existing sidewalk 450' north of Mt. Clinton Pike. Smart Scale application

**Justifications:**

Mandated  
 x-Remove hazards  
 Maintains service  
 x-Increase efficiency  
 Increase revenues  
 x-Improves service  
 x-New service  
 Convenience  
 Other

**Explanation:**

The Mt. Clinton Pike and Acorn Drive intersection has been identified as a "potential for safety improvement" (PSI) location by VDOT, due to crashes that have occurred there. An evaluation of the intersection shows that delay for drivers on Acorn Drive will increase significantly if there are no changes to the intersection. A roundabout would address the safety concern at the intersection and reduce delay for those driving through the intersection. The additional sidewalks and shared use paths along Mt. Clinton Pike and Acorn Drive will increase options for people getting to the jobs and destinations located in this area. This project would achieve progress towards meeting the Sustainable Transportation Targets in the City's Environmental Action Plan approved by Council on June 14, 2022.

**Goals and Objectives**

G 13  
 O 13.1  
 O 13.2

**Alternative:**

Maintain existing infrastructure.

Expenditures:	Prior	2025	2026	2027	2028	2029	Future	Total
Planning					\$1,482,000			\$1,482,000
Land							\$1,135,000	\$1,135,000
Construction							\$5,841,000	\$5,841,000
Equipment								\$0
Other Expenses								\$0
<b>Total</b>	\$0	\$0	\$0	\$0	\$1,482,000	\$0	\$6,976,000	\$8,458,000

Funding Sources:	Prior	2025	2026	2027	2028	2029	Future	Total
General Revenue								\$0
Enterprise Revenue								\$0
Bond Proceeds								\$0
Grants					\$1,482,000		\$6,976,000	\$8,458,000
Capital Project Fund								\$0
Other Revenue								\$0
<b>Total</b>	\$0	\$0	\$0	\$0	\$1,482,000	\$0	\$6,976,000	\$8,458,000

Operating Impacts:	Prior	2025	2026	2027	2028	2029	Future	Total
Personnel								\$0
Operating								\$0
Capital								\$0
Offsets								\$0
<b>Total</b>	\$0	\$0	\$0	\$0	\$0	\$0	\$0	\$0



# Capital Improvement Program FY2025 thru FY2029 Project Request Form

**Project Title:** Solar Implementation Plan

**Project Code:** PWSTP57

**Project Priority:** Priority 3

**Project Type:** IMPROVEMENT

**Start Date (FYE):** 2024

**Department:** 9101

**Status:** Active

**Completion Date (FYE):** Beyond

**Description:**

Construct PV solar systems on City Municipal and School facilities. Locations include Turner Pavillion, Transfer Center, Central Stores, Lucy F. Simms Center, City Hall.

**Justifications:**

- Mandated
- Remove hazards
- Maintains service
- x-Increase efficiency
- Increase revenues
- Improves service
- New service
- Convenience
- Other

**Explanation:**

Construct PV solar systems on City facilities based on Solar Implementation Plan. This project would achieve progress towards the goal of reducing greenhouse gas emissions identified in the City's Environmental Action Plan approved by Council.

**Alternative:**

Not construct solar systems.

**Goals and Objectives**

- G 11
- O 11.1
- O 11.2
- O 14.5

Expenditures:	Prior	2025	2026	2027	2028	2029	Future	Total
Planning	\$60,000							\$60,000
Land								\$0
Construction		\$200,000	\$200,000	\$200,000	\$200,000	\$200,000		\$1,000,000
Equipment								\$0
Other Expenses								\$0
<b>Total</b>	<b>\$60,000</b>	<b>\$200,000</b>	<b>\$200,000</b>	<b>\$200,000</b>	<b>\$200,000</b>	<b>\$200,000</b>	<b>\$0</b>	<b>\$1,060,000</b>

Funding Sources:	Prior	2025	2026	2027	2028	2029	Future	Total
General Revenue	\$60,000	\$82,130	\$200,000	\$200,000	\$200,000	\$200,000		\$942,130
Enterprise Revenue								\$0
Bond Proceeds								\$0
Grants		\$117,870						\$117,870
Capital Project Fund								\$0
Other Revenue								\$0
<b>Total</b>	<b>\$60,000</b>	<b>\$200,000</b>	<b>\$200,000</b>	<b>\$200,000</b>	<b>\$200,000</b>	<b>\$200,000</b>	<b>\$0</b>	<b>\$1,060,000</b>

Operating Impacts:	Prior	2025	2026	2027	2028	2029	Future	Total
Personnel								\$0
Operating								\$0
Capital								\$0
Offsets								\$0
<b>Total</b>	<b>\$0</b>	<b>\$0</b>	<b>\$0</b>	<b>\$0</b>	<b>\$0</b>	<b>\$0</b>	<b>\$0</b>	<b>\$0</b>



## Capital Improvement Program FY2025 thru FY2029 Project Request Form

**Project Title:** Building Energy Audits

**Project Code:** PWSTP62

**Project Priority:** Priority 2

**Project Type:** RENOVATION

**Start Date (FYE):** 2024

**Department:** 9101

**Status:** Active

**Completion Date (FYE):** Beyond

**Description:**

Conduct energy audits on municipal buildings to provide energy savings recommendations.

**Justifications:**

- Mandated
- Remove hazards
- Maintains service
- Increase efficiency
- Increase revenues
- Improves service
- New service
- Convenience
- Other

**Explanation:**

The purpose of this audit is to provide energy savings recommendations for municipal buildings within the City of Harrisonburg. The energy audits will create a baseline of existing building systems and identify no cost or low-cost changes as well as identify larger projects that could reduce building energy use. Funding would provide audits for approximately 5 buildings of the 37 total. This project would achieve progress towards the goal of reducing greenhouse gas emissions identified in the City's Environmental Action Plan approved by Council.

**Goals and Objectives**

**Alternative:**

Not perform audits and have higher building energy use.

- G 11
- O 11.1
- O 11.2
- O 11.7
- O 14.5

Expenditures:	Prior	2025	2026	2027	2028	2029	Future	Total
Planning	\$80,000	\$80,000	\$80,000	\$80,000	\$80,000	\$80,000	\$80,000	\$560,000
Land								\$0
Construction								\$0
Equipment								\$0
Other Expenses								\$0
<b>Total</b>	<b>\$80,000</b>	<b>\$80,000</b>	<b>\$80,000</b>	<b>\$80,000</b>	<b>\$80,000</b>	<b>\$80,000</b>	<b>\$80,000</b>	<b>\$560,000</b>

Funding Sources:	Prior	2025	2026	2027	2028	2029	Future	Total
General Revenue	\$80,000	\$80,000	\$80,000	\$80,000	\$80,000	\$80,000		\$480,000
Enterprise Revenue								\$0
Bond Proceeds								\$0
Grants								\$0
Capital Project Fund								\$0
Other Revenue								\$0
<b>Total</b>	<b>\$80,000</b>	<b>\$80,000</b>	<b>\$80,000</b>	<b>\$80,000</b>	<b>\$80,000</b>	<b>\$80,000</b>	<b>\$0</b>	<b>\$480,000</b>

Operating Impacts:	Prior	2025	2026	2027	2028	2029	Future	Total
Personnel								\$0
Operating								\$0
Capital								\$0
Offsets								\$0
<b>Total</b>	<b>\$0</b>	<b>\$0</b>	<b>\$0</b>	<b>\$0</b>	<b>\$0</b>	<b>\$0</b>	<b>\$0</b>	<b>\$0</b>



# Capital Improvement Program FY2025 thru FY2029 Project Request Form

**Project Title:** Bluestone Town Center (City Required Improvements)  
**Project Code:** PWSTP63  
**Project Priority:** Priority 2                      **Project Type:** CONSTRUCTION                      **Start Date (FYE):** 2025  
**Department:** 9101                                      **Status:** Active                                      **Completion Date (FYE):** 2029

**Description:**

The improvements described have been agreed to with the Bluestone Town Center development through a Street Improvement Agreement, which is referenced in the rezoning proffers. Those improvements include the following items.

- Erickson Avenue (FY28) - Widen to include 2 (5') bike lanes, 2 through lanes, 1 left turn lane, 1 right turn lane and sidewalk. City will be responsible for 10% of the improvement costs.
- Erickson Avenue / Walmart Entrance (FY28)- Install a new traffic signal. City will be responsible for 80% of the signal installation costs.
- Erickson Avenue / Rockingham Family Physicians (RFP) (FY28) - Per agreements in place from previous right of way negotiations associated with the Erickson/Stone Spring project, the City will be responsible for construction a new entrance into RFP off of the new subdivision street constructed as part of Bluestone Town Center. City will be responsible for 100% of the entrance construction cost.
- Hidden Creek Lane (FY26)- Construction of sidewalk along the southern side of Hidden Creek Lane from the Food Lion shopping center to the existing sidewalk near High Street. City will be responsible for 50% of the sidewalk construction cost.

**Justifications:**

Mandated  
 x-Remove hazards  
 Maintains service  
 Increase efficiency  
 Increase revenues  
 x-Improves service  
 New service  
 Convenience  
 Other

**Goals and Objectives**

G 13  
 O 13.1  
 O 13.2

**Explanation:**

These improvements were determined to be necessary following the completion of a Traffic Impact Analysis, which was performed as part of the rezoning process. In order to mitigate the determined impacts on existing City streets, the developer proffered these improvements and terms, which were accepted with the approval for the rezoning.

**Alternative:**

None.

Expenditures:	Prior	2025	2026	2027	2028	2029	Future	Total
Planning								\$0
Land								\$0
Construction			\$25,000		\$750,000			\$775,000
Equipment								\$0
Other Expenses								\$0
<b>Total</b>	\$0	\$0	\$25,000	\$0	\$750,000	\$0	\$0	\$775,000

Funding Sources:	Prior	2025	2026	2027	2028	2029	Future	Total
General Revenue			\$25,000		\$750,000			\$775,000
Enterprise Revenue								\$0
Bond Proceeds								\$0
Grants								\$0
Capital Project Fund								\$0
Other Revenue								\$0
<b>Total</b>	\$0	\$0	\$25,000	\$0	\$750,000	\$0	\$0	\$775,000

Operating Impacts:	Prior	2025	2026	2027	2028	2029	Future	Total
Personnel								\$0
Operating								\$0
Capital				59				\$0
Offsets								\$0





Total	\$0	\$0	\$0	\$0	\$0	\$0	\$0	\$0
-------	-----	-----	-----	-----	-----	-----	-----	-----



## Capital Improvement Program FY2025 thru FY2029 Project Request Form

**Project Title:** Linda Lane & Burgess Road Corridor Study  
**Project Code:** PWSTP64  
**Project Priority:** Priority 2      **Project Type:** IMPROVEMENT      **Start Date (FYE):** 2025  
**Department:** 9101      **Status:** Active      **Completion Date (FYE):** 2025

**Description:**

The Linda Lane and Burgess Road corridor is a vital connection between East Market Street, I-81 Exit 247, Country Club Road, Evelyn Byrd Avenue, and multiple commercial businesses. Over time the corridor has seen increased traffic without any changes in access management or intersections, other than the installation of an additional traffic signal. This corridor study will evaluate the corridor spanning from Evelyn Byrd Avenue to Country Club Road and would look at possible intersections modifications, access management strategies, future developments and their impact on the corridor, and strategies to improve bicycle and pedestrian connectivity. The goal of this study is to provide potential projects that address these concerns, and the City would then seek grant funding for these projects.

**Justifications:**

Mandated  
 x-Remove hazards  
 x-Maintains service  
 x-Increase efficiency  
 Increase revenues  
 x-Improves service  
 New service  
 Convenience  
 Other

**Explanation:**

With the growth of this corridor and surrounding development, and the increasingly competitive transportation grant programs, this study would allow the City to better plan for grant applications that would address the noted concerns of this corridor.

**Goals and Objectives**

G 13  
 O 13.1  
 O 13.2

**Alternative:**

None.

Expenditures:	Prior	2025	2026	2027	2028	2029	Future	Total
Planning		\$100,000						\$100,000
Land								\$0
Construction								\$0
Equipment								\$0
Other Expenses								\$0
Total	\$0	\$100,000	\$0	\$0	\$0	\$0	\$0	\$100,000

Funding Sources:	Prior	2025	2026	2027	2028	2029	Future	Total
General Revenue		\$100,000						\$100,000
Enterprise Revenue								\$0
Bond Proceeds								\$0
Grants								\$0
Capital Project Fund								\$0
Other Revenue								\$0
Total	\$0	\$100,000	\$0	\$0	\$0	\$0	\$0	\$100,000

Operating Impacts:	Prior	2025	2026	2027	2028	2029	Future	Total
Personnel								\$0
Operating								\$0
Capital								\$0
Offsets								\$0
Total	\$0	\$0	\$0	\$0	\$0	\$0	\$0	\$0



# Capital Improvement Program FY2025 thru FY2029 Project Request Form

**Project Title:** Erickson Avenue & Mosby Road Corridor Study  
**Project Code:** PWSTP65  
**Project Priority:** Priority 2      **Project Type:** DEVELOPMENT      **Start Date (FYE):** 2025  
**Department:** 9101      **Status:** Active      **Completion Date (FYE):** 2025

**Description:**

The Erickson Avenue and Mosby Road areas are beginning to see increases in new development and with this development new vehicle trips are being added to these roadways and surrounding roadways. This study would review the area bounded by Mosby Road to to south, Pear Street and High Street to the south and west, Erickson Avenue to the north, and South Main Street to the east. The study would review the existing condition of all roadways and associated intersections, project growth out to a design year, determine which roadway segments or intersections are in need of improvement based on these projections, and finally provide recommendations for improvements. In addition to reviewing existing roadways and intersections, this study would provide recommendations on additional connection points and/or new roadways within the study area, that may provide benefits to the area. This study would also take into consideration any/all bicycle and pedestrian needs that would need to be accommodated.

**Justifications:**

- Mandated
- Remove hazards
- Maintains service
- Increase efficiency
- Increase revenues
- Improves service
- New service
- Convenience
- Other

**Goals and Objectives**

**Explanation:**

As development occurs in this region, Public Works felt that developing this corridor study would better help plan the growth to ensure that we viewed the entire area as a collective unit, rather than taking a piece milled approach. In addition, with the recent rezoning on a parcel along Mosby Road, the developer proffered a contribution of \$25,000 for this study.

- G 13
- O 13.1
- O 13.2

**Alternative:**

None.

Expenditures:	Prior	2025	2026	2027	2028	2029	Future	Total
Planning		\$125,000						\$125,000
Land								\$0
Construction								\$0
Equipment								\$0
Other Expenses								\$0
<b>Total</b>	\$0	\$125,000	\$0	\$0	\$0	\$0	\$0	\$125,000

Funding Sources:	Prior	2025	2026	2027	2028	2029	Future	Total
General Revenue		\$100,000						\$100,000
Enterprise Revenue								\$0
Bond Proceeds								\$0
Grants								\$0
Capital Project Fund								\$0
Other Revenue		\$25,000						\$25,000
<b>Total</b>	\$0	\$125,000	\$0	\$0	\$0	\$0	\$0	\$125,000

Operating Impacts:	Prior	2025	2026	2027	2028	2029	Future	Total
Personnel								\$0
Operating								\$0
Capital								\$0
Offsets								\$0
<b>Total</b>	\$0	\$0	\$0	\$0	\$0	\$0	\$0	\$0



## Capital Improvement Program FY2025 thru FY2029 Project Request Form

**Project Title:** Reservoir to Kiwanis Park Path  
**Project Code:** PWSTP66  
**Project Priority:** Priority 3      **Project Type:** ADDITION      **Start Date (FYE):** 2025  
**Department:** 9101      **Status:** Active      **Completion Date (FYE):** 2027

**Description:**

Construct a 10' wide asphalt shared use path from end of Norwood Street to Kiwanis Park.

**Explanation:**

This segment of SUP would provide an all weather bicycle and pedestrian connection to the Norwood/Kenmore/Franklin Street neighborhood to both Kiwanis Park and Spotswood Elementary School.

**Alternative:**

None.

**Justifications:**

- Mandated
- Remove hazards
- Maintains service
- x-Increase efficiency
- Increase revenues
- x-Improves service
- New service
- Convenience
- Other

**Goals and Objectives**

- G 13
- O 13.1
- O 13.2

Expenditures:	Prior	2025	2026	2027	2028	2029	Future	Total
Planning								\$0
Land								\$0
Construction		\$150,000						\$150,000
Equipment								\$0
Other Expenses								\$0
Total	\$0	\$150,000	\$0	\$0	\$0	\$0	\$0	\$150,000

Funding Sources:	Prior	2025	2026	2027	2028	2029	Future	Total
General Revenue								\$0
Enterprise Revenue								\$0
Bond Proceeds								\$0
Grants		\$150,000						\$150,000
Capital Project Fund								\$0
Other Revenue								\$0
Total	\$0	\$150,000	\$0	\$0	\$0	\$0	\$0	\$150,000

Operating Impacts:	Prior	2025	2026	2027	2028	2029	Future	Total
Personnel								\$0
Operating								\$0
Capital								\$0
Offsets								\$0
Total	\$0	\$0	\$0	\$0	\$0	\$0	\$0	\$0



## Capital Improvement Program FY2025 thru FY2029 Project Request Form

**Project Title:** Franklin Street Sidewalk

**Project Code:** PWSTP67

**Project Priority:** Priority 2

**Project Type:** ADDITION

**Start Date (FYE):** 2028

**Department:** 9101

**Status:** Active

**Completion Date (FYE):** Beyond

**Description:**

Construct a 5' wide concrete sidewalk along Franklin Street from the dead end to Reservoir Street and along Reservoir Street to Hawkins Street.

**Justifications:**

- Mandated
- Remove hazards
- Maintains service
- Increase efficiency
- Increase revenues
- Improves service
- New service
- Convenience
- Other

**Explanation:**

This sidewalk would provide a safe, off road pedestrian facility for the neighborhood to access parks, schools, and commercial areas along Reservoir Street. In addition the rezoned property located between the dead end of Franklin Street and East Market Street will provide additional sidewalks within their development.

**Alternative:**

None.

**Goals and Objectives**

- G 13
- O 13.1
- O 13.2

Expenditures:	Prior	2025	2026	2027	2028	2029	Future	Total
Planning						\$300,000		\$300,000
Land							\$500,000	\$500,000
Construction							\$1,250,000	\$1,250,000
Equipment								\$0
Other Expenses								\$0
<b>Total</b>	\$0	\$0	\$0	\$0	\$0	\$300,000	\$1,750,000	\$2,050,000

Funding Sources:	Prior	2025	2026	2027	2028	2029	Future	Total
General Revenue						\$60,000	\$350,000	\$410,000
Enterprise Revenue								\$0
Bond Proceeds								\$0
Grants						\$240,000	\$1,400,000	\$1,640,000
Capital Project Fund								\$0
Other Revenue								\$0
<b>Total</b>	\$0	\$0	\$0	\$0	\$0	\$300,000	\$1,750,000	\$2,050,000

Operating Impacts:	Prior	2025	2026	2027	2028	2029	Future	Total
Personnel								\$0
Operating								\$0
Capital								\$0
Offsets								\$0
<b>Total</b>	\$0	\$0	\$0	\$0	\$0	\$0	\$0	\$0



## Capital Improvement Program FY2025 thru FY2029 Project Request Form

**Project Title:** Heritage Oaks Golf Course - Bridge Replacement  
**Project Code:** P&R 27-2  
**Project Priority:** Priority 2      **Project Type:** REPLACEMENT      **Start Date (FYE):** 2025  
**Department:** 730271      **Status:** Active      **Completion Date (FYE):** Future

**Description:**

The golf course cart bridges at Heritage Oaks were built during original construction in 2000-2001. They were built with a wooden pole and wooden top decking design not in compliance with current engineering and building codes for either weight bearing or flood loading.

In the last two decades they have been displaced from their positions from flooding rain events multiple times. The bridges scheduled for replacement were displaced twice during the heavy rains of 2018.

**Justifications:**

- Mandated
- x-Remove hazards
- x-Maintains service
- Increase efficiency
- Increase revenues
- x-Improves service
- New service
- Convenience
- Other

**Explanation:**

Significant wear and tear resulted to the extent that the bridges cannot be repaired to provide safe passage by golfers. As we replace these structures they will be designed and constructed to meet current standards and applicable codes.

The new design developed by Monteverde Engineering incorporates a steel girder structure ensconced in anchored, concrete abutments, and topped with pressure treated decking and rails designed to withstand flooding loads and light vehicular traffic that travels the golf course paths.

**Goals and Objectives**

- G 12
- O 12.1
- O 12.2
- O 12.4

**Alternative:**

Do nothing.

Expenditures:	Prior	2025	2026	2027	2028	2029	Future	Total
Planning								\$0
Land								\$0
Construction		\$95,000					\$250,000	\$345,000
Equipment								\$0
Other Expenses								\$0
<b>Total</b>	<b>\$0</b>	<b>\$95,000</b>	<b>\$0</b>	<b>\$0</b>	<b>\$0</b>	<b>\$0</b>	<b>\$250,000</b>	<b>\$345,000</b>

Funding Sources:	Prior	2025	2026	2027	2028	2029	Future	Total
General Revenue		\$95,000					\$250,000	\$345,000
Enterprise Revenue								\$0
Bond Proceeds								\$0
Grants								\$0
Capital Project Fund								\$0
Other Revenue								\$0
<b>Total</b>	<b>\$0</b>	<b>\$95,000</b>	<b>\$0</b>	<b>\$0</b>	<b>\$0</b>	<b>\$0</b>	<b>\$250,000</b>	<b>\$345,000</b>

Operating Impacts:	Prior	2025	2026	2027	2028	2029	Future	Total
Personnel								\$0
Operating								\$0
Capital								\$0
Offsets								\$0
<b>Total</b>	<b>\$0</b>	<b>\$0</b>	<b>\$0</b>	<b>\$0</b>	<b>\$0</b>	<b>\$0</b>	<b>\$0</b>	<b>\$0</b>



## Capital Improvement Program FY2025 thru FY2029 Project Request Form

**Project Title:** Westover Pool Olympic Dome

**Project Code:** P&R 24-3

**Project Priority:** Priority 3

**Project Type:** IMPROVEMENT

**Start Date (FYE):** 2026

**Department:** 710771

**Status:** Active

**Completion Date (FYE):** 2026

**Description:**

Addition of indoor space from October through April of each year at Westover Pool.

**Justifications:**

- Mandated
- Remove hazards
- Maintains service
- Increase efficiency
- Increase revenues
- Improves service
- New service
- Convenience
- Other

**Explanation:**

Currently, a lot of user groups try to use the Westover Pool which causes programs to fill up and develop waiting lists. In the winter, with an increased demand for practice times for swim teams, and swim lessons that often fill up, more space could be utilized to fit in more time for each group. A pool dome over the Olympic Pool at Westover would open up more space for programs such as swim lessons and more space for high school and local swim teams to practice. In addition, more rec swim time could be added with additional space. Adding more available space to the Olympic Pool would set up Westover Pool with adequate space for the foreseeable future.

**Goals and Objectives**

**Alternative:**

Not expanding space for any of the above initiatives listed.

- G 12
- O 12.1
- O 12.2

Expenditures:	Prior	2025	2026	2027	2028	2029	Future	Total
Planning								\$0
Land								\$0
Construction								\$0
Equipment			\$475,000					\$475,000
Other Expenses								\$0
<b>Total</b>	\$0	\$0	\$475,000	\$0	\$0	\$0	\$0	\$475,000

Funding Sources:	Prior	2025	2026	2027	2028	2029	Future	Total
General Revenue			\$475,000					\$475,000
Enterprise Revenue								\$0
Bond Proceeds								\$0
Grants								\$0
Capital Project Fund								\$0
Other Revenue								\$0
<b>Total</b>	\$0	\$0	\$475,000	\$0	\$0	\$0	\$0	\$475,000

Operating Impacts:	Prior	2025	2026	2027	2028	2029	Future	Total
Personnel								\$0
Operating								\$0
Capital								\$0
Offsets								\$0
<b>Total</b>	\$0	\$0	\$0	\$0	\$0	\$0	\$0	\$0



## Capital Improvement Program FY2025 thru FY2029 Project Request Form

**Project Title:** Westover Pool Jr. Olympic Dome Replacement

**Project Code:** P&R 24-6

**Project Priority:** Priority 2

**Project Type:** REPLACEMENT

**Start Date (FYE):** 2025

**Department:** 710771

**Status:** Active

**Completion Date (FYE):** 2025

**Description:**

Replace existing dome structure and air lock entrances at Westover Pool.

**Justifications:**

- Mandated
- x-Remove hazards
- Maintains service
- x-Increase efficiency
- Increase revenues
- x-Improves service
- New service
- Convenience
- Other

**Explanation:**

The current dome was installed in 1990 and after over 30 years of wear and tear from operations, it has sustained some significant staining as well as damage to the plastic material. The current air lock entrance has been repaired numerous times but those repairs are holding for shorter periods of time with less efficiency. There are now tears in the structure that are visible to the outside.

**Alternative:**

Continue operation until the current dome is no longer structurally viable. If the dome fails, all winter operations will halt at that time.

**Goals and Objectives**

- G 12
- O 12.1
- O 12.2
- O 12.4

Expenditures:	Prior	2025	2026	2027	2028	2029	Future	Total
Planning								\$0
Land								\$0
Construction								\$0
Equipment		\$395,000						\$395,000
Other Expenses								\$0
<b>Total</b>	\$0	\$395,000	\$0	\$0	\$0	\$0	\$0	\$395,000

Funding Sources:	Prior	2025	2026	2027	2028	2029	Future	Total
General Revenue		\$395,000						\$395,000
Enterprise Revenue								\$0
Bond Proceeds								\$0
Grants								\$0
Capital Project Fund								\$0
Other Revenue								\$0
<b>Total</b>	\$0	\$395,000	\$0	\$0	\$0	\$0	\$0	\$395,000

Operating Impacts:	Prior	2025	2026	2027	2028	2029	Future	Total
Personnel								\$0
Operating								\$0
Capital								\$0
Offsets								\$0
<b>Total</b>	\$0	\$0	\$0	\$0	\$0	\$0	\$0	\$0





## Capital Improvement Program FY2025 thru FY2029 Project Request Form

**Project Title:** Simms HVAC Replacement

**Project Code:** P&R 24-4

**Project Priority:** Priority 2

**Project Type:** REPLACEMENT

**Start Date (FYE):** 2027

**Department:** 710671

**Status:** Active

**Completion Date (FYE):** 2027

**Description:**

This project would be a replacement of the outdated Boiler system at the Lucy Simms Center.

**Justifications:**

- Mandated
- Remove hazards
- x-Maintains service
- x-Increase efficiency
- Increase revenues
- x-Improves service
- New service
- x-Convenience
- Other

**Explanation:**

Replacement of the Simms Boiler, Air Chiller, and outdated system that does not adequately supply the current building with the correct amount of air circulation, heating or cooling. The outdated system in the building needs replacement with today's standard of HVAC system that is much more efficient.

**Alternative:**

Maintain current operations.

**Goals and Objectives**

- G 12
- O 12.1
- O 12.2
- O 12.4

Expenditures:	Prior	2025	2026	2027	2028	2029	Future	Total
Planning								\$0
Land								\$0
Construction				\$975,000				\$975,000
Equipment								\$0
Other Expenses								\$0
<b>Total</b>	\$0	\$0	\$0	\$975,000	\$0	\$0	\$0	\$975,000

Funding Sources:	Prior	2025	2026	2027	2028	2029	Future	Total
General Revenue				\$975,000				\$975,000
Enterprise Revenue								\$0
Bond Proceeds								\$0
Grants								\$0
Capital Project Fund								\$0
Other Revenue								\$0
<b>Total</b>	\$0	\$0	\$0	\$975,000	\$0	\$0	\$0	\$975,000

Operating Impacts:	Prior	2025	2026	2027	2028	2029	Future	Total
Personnel								\$0
Operating								\$0
Capital								\$0
Offsets								\$0
<b>Total</b>	\$0	\$0	\$0	\$0	\$0	\$0	\$0	\$0



## Capital Improvement Program FY2025 thru FY2029 Project Request Form

**Project Title:** CAC Traffic Calming and Parking Lot Repaving

**Project Code:** P&R 24-7

**Project Priority:** Priority 3

**Project Type:** IMPROVEMENT

**Start Date (FYE):** 2028

**Department:** 710471

**Status:** Active

**Completion Date (FYE):** 2028

**Description:**

Traffic calming measures at the Community Activities Center to reduce cut-through traffic, improve traffic flow/safety, and add a drop off/unloading zone. The project would also include repaving of the main parking lot.

**Justifications:**

- Mandated
- x-Remove hazards
- Maintains service
- x-Increase efficiency
- Increase revenues
- x-Improves service
- New service
- x-Convenience
- Other

**Explanation:**

The driveways entering and exiting the CAC are used as a "road" or short-cut to circumvent the traffic signal at Route 33 and Dogwood Drive. After a review by Public Works, it was determined that a new traffic flow pattern would minimize the cut-through traffic creating a safer environment for users of the CAC. This new traffic pattern would include traffic calming measures, better define entrances and exits, and create a designated drop off/pick up and unloading zone.

**Goals and Objectives**

**Alternative:**

Do nothing.

- G 12
- O 12.1
- O 12.2
- O 12.3
- O 12.4

Expenditures:	Prior	2025	2026	2027	2028	2029	Future	Total
Planning								\$0
Land								\$0
Construction					\$488,000			\$488,000
Equipment								\$0
Other Expenses								\$0
<b>Total</b>	\$0	\$0	\$0	\$0	\$488,000	\$0	\$0	\$488,000

Funding Sources:	Prior	2025	2026	2027	2028	2029	Future	Total
General Revenue					\$488,000			\$488,000
Enterprise Revenue								\$0
Bond Proceeds								\$0
Grants								\$0
Capital Project Fund								\$0
Other Revenue								\$0
<b>Total</b>	\$0	\$0	\$0	\$0	\$488,000	\$0	\$0	\$488,000

Operating Impacts:	Prior	2025	2026	2027	2028	2029	Future	Total
Personnel								\$0
Operating								\$0
Capital								\$0
Offsets								\$0
<b>Total</b>	\$0	\$0	\$0	\$0	\$0	\$0	\$0	\$0



# Capital Improvement Program FY2025 thru FY2029 Project Request Form

**Project Title:** Park Parking Lot Renovations  
**Project Code:** P&R 24-9  
**Project Priority:** Priority 2      **Project Type:** RENOVATION      **Start Date (FYE):** 2025  
**Department:** 710271      **Status:** Active      **Completion Date (FYE):** 2029

**Description:**

This project is a deferred maintenance plan to renovate all of our parking lots in our Parks and Recreation Department, both in parks and at our facilities.

The order of replacement will start as follows:

Westover Park (CAC / Westover Pool Lot) '25  
 Smithland Athletic Complex' 26  
 Simms Center '27  
 Purcell Park (Monument Side) '28  
 Hillandale Park '29

**Justifications:**

Mandated  
 Remove hazards  
 Maintains service  
 Increase efficiency  
 Increase revenues  
 Improves service  
 New service  
 Convenience  
 Other

**Explanation:**

The parking lots in our City of Harrisonburg's Parks and Recreation Department have been deteriorating for years. Many of the lots are falling into disrepair and are cracking more and more each year. This starts the process, one parking area per year for the next 10 or 15 years.

**Goals and Objectives**

G 12  
 O 12.1  
 O 12.2

**Alternative:**

If we do nothing, the parking lots will continue to deteriorate and fall into further disrepair.

Expenditures:	Prior	2025	2026	2027	2028	2029	Future	Total
Planning								\$0
Land								\$0
Construction		\$175,000	\$235,000	\$145,000	\$250,000	\$145,000		\$950,000
Equipment								\$0
Other Expenses								\$0
<b>Total</b>	<b>\$0</b>	<b>\$175,000</b>	<b>\$235,000</b>	<b>\$145,000</b>	<b>\$250,000</b>	<b>\$145,000</b>	<b>\$0</b>	<b>\$950,000</b>

Funding Sources:	Prior	2025	2026	2027	2028	2029	Future	Total
General Revenue		\$175,000	\$235,000	\$145,000	\$145,000	\$145,000		\$845,000
Enterprise Revenue								\$0
Bond Proceeds								\$0
Grants								\$0
Capital Project Fund								\$0
Other Revenue								\$0
<b>Total</b>	<b>\$0</b>	<b>\$175,000</b>	<b>\$235,000</b>	<b>\$145,000</b>	<b>\$145,000</b>	<b>\$145,000</b>	<b>\$0</b>	<b>\$845,000</b>

Operating Impacts:	Prior	2025	2026	2027	2028	2029	Future	Total
Personnel								\$0
Operating								\$0
Capital								\$0
Offsets								\$0
<b>Total</b>	<b>\$0</b>	<b>\$0</b>	<b>\$0</b>	<b>\$0</b>	<b>\$0</b>	<b>\$0</b>	<b>\$0</b>	<b>\$0</b>



# Capital Improvement Program FY2025 thru FY2029 Project Request Form

**Project Title:** Park Restroom Replacements  
**Project Code:** P&R 24-8  
**Project Priority:** Priority 2      **Project Type:** REPLACEMENT      **Start Date (FYE):** 2025  
**Department:** 710271      **Status:** Active      **Completion Date (FYE):** 2029

**Description:**

This project is a deferred maintenance plan to replace all of our restrooms in the current City of Harrisonburg Park System.

The order of replacement is as follows:

Morrison Park '25  
 Riven Rock' 26  
 Westover Park '27  
 Westover Park '28  
 Hillandale Park '29

**Justifications:**

- Mandated
- Remove hazards
- Maintains service
- Increase efficiency
- Increase revenues
- Improves service
- New service
- Convenience
- Other

**Explanation:**

The outdoor park restrooms in the City of Harrisonburg's Parks and Recreation Department have been deteriorating for years. Many of the Park restrooms are outdated, falling into disrepair, and are not able to stay open through the winter months. The biggest request we get from residents in the Parks and Recreation Department is to repair restrooms and make them useable year round. This starts that process, one restroom a year for the next 10-15 years.

The restrooms requested are the prototype that are now being installed at Smithland Sports Complex, and to a smaller extent at Thomas Harrison Middle School. We will use the same restroom throughout the park system.

**Goals and Objectives**

- G 12
- O 12.1
- O 12.2
- O 12.4

**Alternative:**

If we do nothing, the restrooms become more and more dilapidated and older.

Expenditures:	Prior	2025	2026	2027	2028	2029	Future	Total
Planning								\$0
Land								\$0
Construction		\$425,000	\$425,000	\$425,000	\$425,000	\$425,000		\$2,125,000
Equipment								\$0
Other Expenses								\$0
<b>Total</b>	\$0	\$425,000	\$425,000	\$425,000	\$425,000	\$425,000	\$0	\$2,125,000

Funding Sources:	Prior	2025	2026	2027	2028	2029	Future	Total
General Revenue		\$425,000	\$425,000	\$425,000	\$425,000	\$425,000		\$2,125,000
Enterprise Revenue								\$0
Bond Proceeds								\$0
Grants								\$0
Capital Project Fund								\$0
Other Revenue								\$0
<b>Total</b>	\$0	\$425,000	\$425,000	\$425,000	\$425,000	\$425,000	\$0	\$2,125,000

Operating Impacts:	Prior	2025	2026	2027	2028	2029	Future	Total
Personnel								\$0
Operating								\$0
Capital								\$0
Offsets								\$0
<b>Total</b>	\$0	\$0	\$0	\$0	\$0	\$0	\$0	\$0



## Capital Improvement Program FY2025 thru FY2029 Project Request Form

**Project Title:** Westover Skate Park Phase B  
**Project Code:** P&R 22-4  
**Project Priority:** Priority 3      **Project Type:** REBUILD      **Start Date (FYE):** 2027  
**Department:** 710271      **Status:** Active      **Completion Date (FYE):** 2027

**Description:**

This would be the project that completes Phase B of the ARPA project.

**Justifications:**

- Mandated
- Remove hazards
- x-Maintains service
- x-Increase efficiency
- Increase revenues
- x-Improves service
- New service
- Convenience
- Other

**Explanation:**

ARPA funding was used to start the renovation of the current skatepark at Westover Park. The initial funding was good enough to cover about 8,000 square feet of the 14,000 square feet that is available for construction. To finish Phase B, which would complete the entire 14,000 square foot area, the skatepark needed to be split into phases. Phase B was requested by City Council to be included in the CIP.

**Alternative:**

This would make the skatepark have the same footprint as before the renovation to concrete was started. Without completing this phase, the park would remain much smaller than prior to the renovation with ARPA funds.

**Goals and Objectives**

- G 3
- O 3.1
- G 12
- O 12.1
- O 12.2
- O 12.4

Expenditures:	Prior	2025	2026	2027	2028	2029	Future	Total
Planning								\$0
Land								\$0
Construction				\$450,000				\$450,000
Equipment								\$0
Other Expenses								\$0
<b>Total</b>	\$0	\$0	\$0	\$450,000	\$0	\$0	\$0	\$450,000

Funding Sources:	Prior	2025	2026	2027	2028	2029	Future	Total
General Revenue				\$450,000				\$450,000
Enterprise Revenue								\$0
Bond Proceeds								\$0
Grants								\$0
Capital Project Fund								\$0
Other Revenue								\$0
<b>Total</b>	\$0	\$0	\$0	\$450,000	\$0	\$0	\$0	\$450,000

Operating Impacts:	Prior	2025	2026	2027	2028	2029	Future	Total
Personnel								\$0
Operating								\$0
Capital								\$0
Offsets								\$0
<b>Total</b>	\$0	\$0	\$0	\$0	\$0	\$0	\$0	\$0



# Capital Improvement Program FY2025 thru FY2029 Project Request Form

**Project Title:** Smithland Athletic Complex Phase 2 Development  
**Project Code:** P&R 24-5  
**Project Priority:** Priority 2                      **Project Type:** DEVELOPMENT                      **Start Date (FYE):** 2024  
**Department:** 910771                      **Status:** Active                      **Completion Date (FYE):** 2028

**Description:**

The Comprehensive Master Plan for Parks and Recreation completed in 2003 and updated in 2013, recommends that the Smithland Road Property be fully developed per the Smithland Road Park Master Plan, completed in 2004.

**Justifications:**

- Mandated
- Remove hazards
- Maintains service
- x-Increase efficiency
- x-Increase revenues
- x-Improves service
- New service
- Convenience
- Other

**Explanation:**

Previous funding included completing the current side of Smithland currently undergoing renovations. Funding provided field lighting on Pads 1, 2, and 3. The project also constructed an additional restroom facility near the football field.

**Goals and Objectives**

- G 12
- O 12.1
- O 12.2
- O 12.3
- O 12.4

Funding in 2028 would include funding for creation of Pad 5, Renovation of Pad 4, irrigation install on both pads, and permanent restrooms on side 2 of the Smithland Sports Complex. This also constructs an entry road, parking along Pad 4 and Pad 5.

Additionally, the master plan recently completed for Purcell Park calls for the relocation of the athletic fields that continue to be negatively impacted by flooding. This impact effects our local sports organizations by having to cancel activities for multiple days. This further moves the Smithland Sports Complex towards that goal.

**Alternative:**

None. As programs continue to grow, Parks and Recreation programs and leagues are stuck at current capacity because a lack of field space and lighted fields in the city. Currently, many youth programs must place kids on waiting lists to play youth sports and adult leagues are capped because of a lack of space. As programs continue to grow, the lack of an adequate place to play hinders our abilities as a community to provide an outlet for children and adults to play sports in our city.

Expenditures:	Prior	2025	2026	2027	2028	2029	Future	Total
Planning								\$0
Land								\$0
Construction					\$6,500,000			\$6,500,000
Equipment								\$0
Other Expenses								\$0
<b>Total</b>	\$0	\$0	\$0	\$0	\$6,500,000	\$0	\$0	\$6,500,000

Funding Sources:	Prior	2025	2026	2027	2028	2029	Future	Total
General Revenue								\$0
Enterprise Revenue								\$0
Bond Proceeds					\$6,500,000			\$6,500,000
Grants								\$0
Capital Project Fund								\$0
Other Revenue								\$0
<b>Total</b>	\$0	\$0	\$0	\$0	\$6,500,000	\$0	\$0	\$6,500,000

Operating Impacts:	Prior	2025	2026	2027	2028	2029	Future	Total
Personnel								\$0
Operating								\$0
Capital								\$0
Offsets								\$0
<b>Total</b>	\$0	\$0	\$0	\$0	\$0	\$0	\$0	\$0



## Capital Improvement Program FY2025 thru FY2029 Project Request Form

**Project Title:** Elizabeth Street Deck  
**Project Code:** DP20071  
**Project Priority:** Priority 2      **Project Type:** ADDITION & REPLACEMENT      **Start Date (FYE):** Beyond  
**Department:** 810921      **Status:** Active      **Completion Date (FYE):** Beyond

**Description:**

Replace Elizabeth Street Parking Deck with a minimum 500 space facility and to consider multi-use structure.

**Explanation:**

Elizabeth Street Parking Deck is approximately 50 years old and nearing the end of its useful service life.

**Alternative:**

Continue utilizing general fund revenue to maintain existing Elizabeth Street Deck.  
Consider replacement as part of a PPEA or public private partnership opportunity.

**Justifications:**

- Mandated
- Remove hazards
- x-Maintains service
- x-Increase efficiency
- x-Increase revenues
- x-Improves service
- New service
- Convenience
- Other

**Goals and Objectives**

- G 18
- O 18.1
- O 18.2

Expenditures:	Prior	2025	2026	2027	2028	2029	Future	Total
Planning							\$1,000,000	\$1,000,000
Land								\$0
Construction							\$14,000,000	\$14,000,000
Equipment								\$0
Other Expenses								\$0
Total	\$0	\$0	\$0	\$0	\$0	\$0	\$15,000,000	\$15,000,000

Funding Sources:	Prior	2025	2026	2027	2028	2029	Future	Total
General Revenue								\$0
Enterprise Revenue								\$0
Bond Proceeds							\$15,000,000	\$15,000,000
Grants								\$0
Capital Project Fund								\$0
Other Revenue								\$0
Total	\$0	\$0	\$0	\$0	\$0	\$0	\$15,000,000	\$15,000,000

Operating Impacts:	Prior	2025	2026	2027	2028	2029	Future	Total
Personnel								\$0
Operating								\$0
Capital								\$0
Offsets								\$0
Total	\$0	\$0	\$0	\$0	\$0	\$0	\$0	\$0



## Capital Improvement Program FY2025 thru FY2029 Project Request Form

**Project Title:** Water Street Parking Deck  
**Project Code:** DP20073  
**Project Priority:** Priority 2      **Project Type:** ADDITION & REPLACEMENT      **Start Date (FYE):** Beyond  
**Department:** 810921      **Status:** Active      **Completion Date (FYE):** Beyond

**Description:**

Replace Water Street Parking Deck with a minimum 500 space facility and to consider multi-use structure.

**Explanation:**

Water Street Parking Deck is approximately 50 years old and nearing the end of its useful service life.

**Alternative:**

Continue utilizing general fund revenue to maintain existing Water Street Deck.  
 Consider replacement as part of a PPEA or public private partnership opportunity.  
 Consider alternative locations to replace the Water Street Parking Deck.

**Justifications:**

- Mandated
- Remove hazards
- x-Maintains service
- x-Increase efficiency
- x-Increase revenues
- x-Improves service
- New service
- Convenience
- Other

**Goals and Objectives**

- G 18
- O 18.1
- O 18.2

Expenditures:	Prior	2025	2026	2027	2028	2029	Future	Total
Planning							\$1,000,000	\$1,000,000
Land								\$0
Construction							\$14,000,000	\$14,000,000
Equipment								\$0
Other Expenses								\$0
Total	\$0	\$0	\$0	\$0	\$0	\$0	\$15,000,000	\$15,000,000

Funding Sources:	Prior	2025	2026	2027	2028	2029	Future	Total
General Revenue								\$0
Enterprise Revenue								\$0
Bond Proceeds							\$15,000,000	\$15,000,000
Grants								\$0
Capital Project Fund								\$0
Other Revenue								\$0
Total	\$0	\$0	\$0	\$0	\$0	\$0	\$15,000,000	\$15,000,000

Operating Impacts:	Prior	2025	2026	2027	2028	2029	Future	Total
Personnel								\$0
Operating								\$0
Capital								\$0
Offsets								\$0
Total	\$0	\$0	\$0	\$0	\$0	\$0	\$0	\$0





## Capital Improvement Program FY2025 thru FY2029 Project Request Form

**Project Title:** Public Safety Building Parking Deck

**Project Code:** DP20076

**Project Priority:** Priority 3

**Project Type:** NEW

**Start Date (FYE):** Beyond

**Department:** 810921

**Status:** Active

**Completion Date (FYE):** Beyond

**Description:**

Construct a new Public Safety Building parking deck in the location of the existing Public Safety Building parking lot. Parking deck would be provide 150 public safety spaces and 150 public spaces.

**Justifications:**

- Mandated
- x-Remove hazards
- x-Maintains service
- x-Increase efficiency
- Increase revenues
- x-Improves service
- New service
- Convenience
- Other

**Explanation:**

Security is an important aspect of any public safety building and providing separated secure parking facilities for both public safety vehicles, as well as public safety employee vehicles is important. This project would construct a new parking deck that would both accommodate a secure levels for Public Safety staff usage, as well parking levels that would be open to the general public.

**Goals and Objectives**

**Alternative:**

None.

- G 18
- O 18.1
- O 18.2

Expenditures:	Prior	2025	2026	2027	2028	2029	Future	Total
Planning							\$1,000,000	\$1,000,000
Land								\$0
Construction							\$8,000,000	\$8,000,000
Equipment								\$0
Other Expenses								\$0
<b>Total</b>	\$0	\$0	\$0	\$0	\$0	\$0	\$9,000,000	\$9,000,000

Funding Sources:	Prior	2025	2026	2027	2028	2029	Future	Total
General Revenue								\$0
Enterprise Revenue								\$0
Bond Proceeds							\$9,000,000	\$9,000,000
Grants								\$0
Capital Project Fund								\$0
Other Revenue								\$0
<b>Total</b>	\$0	\$0	\$0	\$0	\$0	\$0	\$9,000,000	\$9,000,000

Operating Impacts:	Prior	2025	2026	2027	2028	2029	Future	Total
Personnel								\$0
Operating								\$0
Capital								\$0
Offsets								\$0
<b>Total</b>	\$0	\$0	\$0	\$0	\$0	\$0	\$0	\$0



## Capital Improvement Program FY2025 thru FY2029 Project Request Form

**Project Title:** Boiler Replacement at Harrisonburg High School

**Project Code:** HCPS824

**Project Priority:** Priority 2

**Project Type:** REPLACEMENT

**Start Date (FYE):** 2029

**Department:** 1311

**Status:** Active

**Completion Date (FYE):** 2029

**Description:**

Replace boilers at Harrisonburg High School.

**Explanation:**

The boilers are at the end of their life cycle.

**Alternative:**

Continue to maintain and repair boilers as needed.

**Justifications:**

- Mandated
- Remove hazards
- x-Maintains service
- x-Increase efficiency
- Increase revenues
- x-Improves service
- New service
- Convenience
- Other

**Goals and Objectives**

G 7

Expenditures:	Prior	2025	2026	2027	2028	2029	Future	Total
Planning								\$0
Land								\$0
Construction								\$0
Equipment						\$533,975		\$533,975
Other Expenses								\$0
<b>Total</b>	\$0	\$0	\$0	\$0	\$0	\$533,975	\$0	\$533,975

Funding Sources:	Prior	2025	2026	2027	2028	2029	Future	Total
General Revenue						\$533,975		\$533,975
Enterprise Revenue								\$0
Bond Proceeds								\$0
Grants								\$0
Capital Project Fund								\$0
Other Revenue								\$0
<b>Total</b>	\$0	\$0	\$0	\$0	\$0	\$533,975	\$0	\$533,975

Operating Impacts:	Prior	2025	2026	2027	2028	2029	Future	Total
Personnel								\$0
Operating								\$0
Capital								\$0
Offsets								\$0
<b>Total</b>	\$0	\$0	\$0	\$0	\$0	\$0	\$0	\$0



## Capital Improvement Program FY2025 thru FY2029 Project Request Form

**Project Title:** Enhancements to Harrisonburg High School

**Project Code:** HCPS924

**Project Priority:** Priority 2

**Project Type:** RENOVATION

**Start Date (FYE):** 2025

**Department:** 1311

**Status:** Active

**Completion Date (FYE):** 2026

**Description:**

Enhancements and repairs to Harrisonburg High School.

**Justifications:**

- Mandated
- Remove hazards
- x-Maintains service
- x-Increase efficiency
- Increase revenues
- x-Improves service
- New service
- Convenience
- Other

**Explanation:**

Enhance Harrisonburg High school accommodate the current and future educational needs of our students as well as enhance their educational experiences. Classroom renovations to prepare students for the future as well as the creation of a dance studio with a dressing room. Renovation plans are subject to change as we begin the development process. The design will evaluate appropriate sustainability and energy efficiency measures.

**Alternative:**

Continue current operations.

**Goals and Objectives**

G 7

Expenditures:	Prior	2025	2026	2027	2028	2029	Future	Total
Planning								\$0
Land								\$0
Construction		\$1,500,000						\$1,500,000
Equipment								\$0
Other Expenses								\$0
<b>Total</b>	\$0	\$1,500,000	\$0	\$0	\$0	\$0	\$0	\$1,500,000

Funding Sources:	Prior	2025	2026	2027	2028	2029	Future	Total
General Revenue		\$1,500,000						\$1,500,000
Enterprise Revenue								\$0
Bond Proceeds								\$0
Grants								\$0
Capital Project Fund								\$0
Other Revenue								\$0
<b>Total</b>	\$0	\$1,500,000	\$0	\$0	\$0	\$0	\$0	\$1,500,000

Operating Impacts:	Prior	2025	2026	2027	2028	2029	Future	Total
Personnel								\$0
Operating								\$0
Capital								\$0
Offsets								\$0
<b>Total</b>	\$0	\$0	\$0	\$0	\$0	\$0	\$0	\$0



## Capital Improvement Program FY2025 thru FY2029 Project Request Form

**Project Title:** Roof Repair/Replacement at Harrisonburg High School (Library)  
**Project Code:** HCPS1124  
**Project Priority:** Priority 2      **Project Type:** REPLACEMENT      **Start Date (FYE):** 2025  
**Department:** 1311      **Status:** Active      **Completion Date (FYE):** 2025

**Description:**

Replace the library roof section at Harrisonburg High School.

**Justifications:**

- Mandated
- x-Remove hazards
- x-Maintains service
- x-Increase efficiency
- Increase revenues
- x-Improves service
- New service
- Convenience
- Other

**Explanation:**

The library roof section must be replaced to prevent any future damage. The warranty expired in February 2020.

**Alternative:**

Make repairs as needed.

**Goals and Objectives**

G 7

Expenditures:	Prior	2025	2026	2027	2028	2029	Future	Total
Planning								\$0
Land								\$0
Construction		\$50,000						\$50,000
Equipment								\$0
Other Expenses								\$0
<b>Total</b>	\$0	\$50,000	\$0	\$0	\$0	\$0	\$0	\$50,000

Funding Sources:	Prior	2025	2026	2027	2028	2029	Future	Total
General Revenue		\$50,000						\$50,000
Enterprise Revenue								\$0
Bond Proceeds								\$0
Grants								\$0
Capital Project Fund								\$0
Other Revenue								\$0
<b>Total</b>	\$0	\$50,000	\$0	\$0	\$0	\$0	\$0	\$50,000

Operating Impacts:	Prior	2025	2026	2027	2028	2029	Future	Total
Personnel								\$0
Operating								\$0
Capital								\$0
Offsets								\$0
<b>Total</b>	\$0	\$0	\$0	\$0	\$0	\$0	\$0	\$0



## Capital Improvement Program FY2025 thru FY2029 Project Request Form

**Project Title:** Roof Section Repair/Replacement at Harrisonburg High School

**Project Code:** HCPS1024

**Project Priority:** Priority 2

**Project Type:** REPLACEMENT

**Start Date (FYE):** 2029

**Department:** 1311

**Status:** Active

**Completion Date (FYE):** 2029

**Description:**

Replace a roof section at Harrisonburg High School.

**Justifications:**

- Mandated
- x-Remove hazards
- x-Maintains service
- x-Increase efficiency
- Increase revenues
- x-Improves service
- New service
- Convenience
- Other

**Explanation:**

We must evaluate and replace roof sections in a proactive manner. We will identify the next roof section to be replaced during our next roof evaluation. The warrant expired in February 2020.

**Alternative:**

Make repairs as needed.

**Goals and Objectives**

G 7

Expenditures:	Prior	2025	2026	2027	2028	2029	Future	Total
Planning								\$0
Land								\$0
Construction						\$100,000		\$100,000
Equipment								\$0
Other Expenses								\$0
<b>Total</b>	\$0	\$0	\$0	\$0	\$0	\$100,000	\$0	\$100,000

Funding Sources:	Prior	2025	2026	2027	2028	2029	Future	Total
General Revenue						\$100,000		\$100,000
Enterprise Revenue								\$0
Bond Proceeds								\$0
Grants								\$0
Capital Project Fund								\$0
Other Revenue								\$0
<b>Total</b>	\$0	\$0	\$0	\$0	\$0	\$100,000	\$0	\$100,000

Operating Impacts:	Prior	2025	2026	2027	2028	2029	Future	Total
Personnel								\$0
Operating								\$0
Capital								\$0
Offsets								\$0
<b>Total</b>	\$0	\$0	\$0	\$0	\$0	\$0	\$0	\$0



## Capital Improvement Program FY2025 thru FY2029 Project Request Form

**Project Title:** Removal of Mobile Units at Harrisonburg High School

**Project Code:** HCPS4025

**Project Priority:** Priority 2

**Project Type:** RENOVATION

**Start Date (FYE):** 2026

**Department:** 1311

**Status:** Active

**Completion Date (FYE):** 2026

**Description:**

Removal of mobile units at Harrisonburg High School

**Explanation:**

Removal of mobile units at Harrisonburg High School that are no longer needed once Rocktown High School is in operation and not needed for the operation of other programs in Harrisonburg City Public Schools.

**Alternative:**

Continue paying the monthly lease for mobile units.

**Justifications:**

- Mandated
- Remove hazards
- Maintains service
- Increase efficiency
- Increase revenues
- Improves service
- New service
- Convenience
- x-Other

**Goals and Objectives**

G 7

<b>Expenditures:</b>	Prior	2025	2026	2027	2028	2029	Future	Total
Planning								\$0
Land								\$0
Construction								\$0
Equipment								\$0
Other Expenses			\$103,875					\$103,875
<b>Total</b>	\$0	\$0	\$103,875	\$0	\$0	\$0	\$0	\$103,875

<b>Funding Sources:</b>	Prior	2025	2026	2027	2028	2029	Future	Total
General Revenue			\$103,875					\$103,875
Enterprise Revenue								\$0
Bond Proceeds								\$0
Grants								\$0
Capital Project Fund								\$0
Other Revenue								\$0
<b>Total</b>	\$0	\$0	\$103,875	\$0	\$0	\$0	\$0	\$103,875

<b>Operating Impacts:</b>	Prior	2025	2026	2027	2028	2029	Future	Total
Personnel								\$0
Operating								\$0
Capital								\$0
Offsets								\$0
<b>Total</b>	\$0	\$0	\$0	\$0	\$0	\$0	\$0	\$0



## Capital Improvement Program FY2025 thru FY2029 Project Request Form

**Project Title:** Parking Lot Resurface at Harrisonburg High School

**Project Code:** HCPS1224

**Project Priority:** Priority 2

**Project Type:** REPLACEMENT

**Start Date (FYE):** 2026

**Department:** 1311

**Status:** Active

**Completion Date (FYE):** 2026

**Description:**

Resurface the parking lot at Harrisonburg High School.

**Justifications:**

- Mandated
- Remove hazards
- x-Maintains service
- Increase efficiency
- Increase revenues
- x-Improves service
- New service
- Convenience
- Other

**Explanation:**

The parking lot at Harrisonburg High School needs to be resurfaced to extend the useful life of the parking lot and prevent costly repairs.

**Alternative:**

Continue filling cracks in the pavement and make repairs as necessary to the asphalt.

**Goals and Objectives**

G 7

Expenditures:	Prior	2025	2026	2027	2028	2029	Future	Total
Planning								\$0
Land								\$0
Construction			\$500,000					\$500,000
Equipment								\$0
Other Expenses								\$0
<b>Total</b>	\$0	\$0	\$500,000	\$0	\$0	\$0	\$0	\$500,000

Funding Sources:	Prior	2025	2026	2027	2028	2029	Future	Total
General Revenue			\$500,000					\$500,000
Enterprise Revenue								\$0
Bond Proceeds								\$0
Grants								\$0
Capital Project Fund								\$0
Other Revenue								\$0
<b>Total</b>	\$0	\$0	\$500,000	\$0	\$0	\$0	\$0	\$500,000

Operating Impacts:	Prior	2025	2026	2027	2028	2029	Future	Total
Personnel								\$0
Operating								\$0
Capital								\$0
Offsets								\$0
<b>Total</b>	\$0	\$0	\$0	\$0	\$0	\$0	\$0	\$0



## Capital Improvement Program FY2025 thru FY2029 Project Request Form

**Project Title:** Parking Lot Resurface at Keister Elementary School

**Project Code:** HCPS1424

**Project Priority:** Priority 2

**Project Type:** REPLACEMENT

**Start Date (FYE):** 2026

**Department:** 1311

**Status:** Active

**Completion Date (FYE):** 2026

**Description:**

Resurface the parking lot at Keister Elementary School.

**Justifications:**

- Mandated
- Remove hazards
- x-Maintains service
- Increase efficiency
- Increase revenues
- x-Improves service
- New service
- Convenience
- Other

**Explanation:**

The parking lot at Keister Elementary School needs to be resurfaced to extend the useful life of the parking lot and prevent costly repairs.

**Alternative:**

Continue filling cracks in the pavement and make repairs as necessary to the asphalt.

**Goals and Objectives**

G 7

Expenditures:	Prior	2025	2026	2027	2028	2029	Future	Total
Planning								\$0
Land								\$0
Construction			\$75,000					\$75,000
Equipment								\$0
Other Expenses								\$0
<b>Total</b>	\$0	\$0	\$75,000	\$0	\$0	\$0	\$0	\$75,000

Funding Sources:	Prior	2025	2026	2027	2028	2029	Future	Total
General Revenue			\$75,000					\$75,000
Enterprise Revenue								\$0
Bond Proceeds								\$0
Grants								\$0
Capital Project Fund								\$0
Other Revenue								\$0
<b>Total</b>	\$0	\$0	\$75,000	\$0	\$0	\$0	\$0	\$75,000

Operating Impacts:	Prior	2025	2026	2027	2028	2029	Future	Total
Personnel								\$0
Operating								\$0
Capital								\$0
Offsets								\$0
<b>Total</b>	\$0	\$0	\$0	\$0	\$0	\$0	\$0	\$0





## Capital Improvement Program FY2025 thru FY2029 Project Request Form

**Project Title:** Roof Repair/Replacement at Keister Elementary School (1980/1981)  
**Project Code:** HCPS1624  
**Project Priority:** Priority 2      **Project Type:** ADDITION & REPLACEMENT      **Start Date (FYE):** 2025  
**Department:** 1311      **Status:** Active      **Completion Date (FYE):** 2025

**Description:**

Replace the "1980/1981 addition" roof section at Keister Elementary School.

**Explanation:**

Replace the "1980/1981 addition" roof section at Keister Elementary School. On an annual basis we must replace and/or repair sections of Keister's roof as the majority was installed more than 20 years ago (warranty has expired).

**Alternative:**

Make repairs as needed.

**Justifications:**

- Mandated
- x-Remove hazards
- x-Maintains service
- x-Increase efficiency
- Increase revenues
- x-Improves service
- New service
- Convenience
- Other

**Goals and Objectives**

G 7

Expenditures:	Prior	2025	2026	2027	2028	2029	Future	Total
Planning								\$0
Land								\$0
Construction								\$0
Equipment		\$100,000						\$100,000
Other Expenses								\$0
<b>Total</b>	\$0	\$100,000	\$0	\$0	\$0	\$0	\$0	\$100,000

Funding Sources:	Prior	2025	2026	2027	2028	2029	Future	Total
General Revenue		\$100,000						\$100,000
Enterprise Revenue								\$0
Bond Proceeds								\$0
Grants								\$0
Capital Project Fund								\$0
Other Revenue								\$0
<b>Total</b>	\$0	\$100,000	\$0	\$0	\$0	\$0	\$0	\$100,000

Operating Impacts:	Prior	2025	2026	2027	2028	2029	Future	Total
Personnel								\$0
Operating								\$0
Capital								\$0
Offsets								\$0
<b>Total</b>	\$0	\$0	\$0	\$0	\$0	\$0	\$0	\$0



## Capital Improvement Program FY2025 thru FY2029 Project Request Form

**Project Title:** Roof Repair/Replacement at Keister Elementary School (Gym)

**Project Code:** HCPS1724

**Project Priority:** Priority 2

**Project Type:** REPLACEMENT

**Start Date (FYE):** 2026

**Department:** 1311

**Status:** Active

**Completion Date (FYE):** 2026

**Description:**

Replace the gym roof section at Keister Elementary School.

**Explanation:**

Replace the gym roof section at Keister Elementary School. On an annual basis we must replace and/or repair sections of Keister's roof as a majority was installed more than 20 years ago (warranty has expired).

**Alternative:**

Make repairs as needed.

**Justifications:**

- Mandated
- x-Remove hazards
- x-Maintains service
- x-Increase efficiency
- Increase revenues
- x-Improves service
- New service
- Convenience
- Other

**Goals and Objectives**

G 7

Expenditures:	Prior	2025	2026	2027	2028	2029	Future	Total
Planning								\$0
Land								\$0
Construction								\$0
Equipment			\$60,000					\$60,000
Other Expenses								\$0
<b>Total</b>	\$0	\$0	\$60,000	\$0	\$0	\$0	\$0	\$60,000

Funding Sources:	Prior	2025	2026	2027	2028	2029	Future	Total
General Revenue			\$60,000					\$60,000
Enterprise Revenue								\$0
Bond Proceeds								\$0
Grants								\$0
Capital Project Fund								\$0
Other Revenue								\$0
<b>Total</b>	\$0	\$0	\$60,000	\$0	\$0	\$0	\$0	\$60,000

Operating Impacts:	Prior	2025	2026	2027	2028	2029	Future	Total
Personnel								\$0
Operating								\$0
Capital								\$0
Offsets								\$0
<b>Total</b>	\$0	\$0	\$0	\$0	\$0	\$0	\$0	\$0



## Capital Improvement Program FY2025 thru FY2029 Project Request Form

**Project Title:** Roof Repair/Replacement at Keister Elementary School (1997/1998)  
**Project Code:** HCPS1824  
**Project Priority:** Priority 2      **Project Type:** REPLACEMENT      **Start Date (FYE):** 2027  
**Department:** 1311      **Status:** Active      **Completion Date (FYE):** 2027

**Description:**

Replace the "1997/1998" roof section at Keister Elementary School.

**Justifications:**

- Mandated
- x-Remove hazards
- x-Maintains service
- x-Increase efficiency
- Increase revenues
- x-Improves service
- New service
- Convenience
- Other

**Explanation:**

Replace the "1997/1998" roof section at Keister Elementary School. On an annual basis we must replace and/or repair sections of Keister's roof as the majority was installed more than 20 years ago (warranty has expired).

**Alternative:**

Make repairs as needed.

**Goals and Objectives**

G 7

Expenditures:	Prior	2025	2026	2027	2028	2029	Future	Total
Planning								\$0
Land								\$0
Construction				\$95,000				\$95,000
Equipment								\$0
Other Expenses								\$0
<b>Total</b>	\$0	\$0	\$0	\$95,000	\$0	\$0	\$0	\$95,000

Funding Sources:	Prior	2025	2026	2027	2028	2029	Future	Total
General Revenue				\$95,000				\$95,000
Enterprise Revenue								\$0
Bond Proceeds								\$0
Grants								\$0
Capital Project Fund								\$0
Other Revenue								\$0
<b>Total</b>	\$0	\$0	\$0	\$95,000	\$0	\$0	\$0	\$95,000

Operating Impacts:	Prior	2025	2026	2027	2028	2029	Future	Total
Personnel								\$0
Operating								\$0
Capital								\$0
Offsets								\$0
<b>Total</b>	\$0	\$0	\$0	\$0	\$0	\$0	\$0	\$0



## Capital Improvement Program FY2025 thru FY2029 Project Request Form

**Project Title:** Roof Repair/Replacement at Keister Elementary School (Below Gym)  
**Project Code:** HCPS1924  
**Project Priority:** Priority 2      **Project Type:** REPLACEMENT      **Start Date (FYE):** 2028  
**Department:** 1311      **Status:** Active      **Completion Date (FYE):** 2028

**Description:**

Replace the "area below the gym" roof section at Keister Elementary School.

**Explanation:**

Replace the "area below the gym" roof section at Keister Elementary School. On an annual basis we must replace and/or repair sections of Keister's roof as a majority was installed more than 20 years ago (warranty has expired).

**Alternative:**

Make repairs as needed.

**Justifications:**

- Mandated
- x-Remove hazards
- x-Maintains service
- x-Increase efficiency
- Increase revenues
- x-Improves service
- New service
- Convenience
- Other

**Goals and Objectives**

G 7

Expenditures:	Prior	2025	2026	2027	2028	2029	Future	Total
Planning								\$0
Land								\$0
Construction					\$162,000			\$162,000
Equipment								\$0
Other Expenses								\$0
<b>Total</b>	\$0	\$0	\$0	\$0	\$162,000	\$0	\$0	\$162,000

Funding Sources:	Prior	2025	2026	2027	2028	2029	Future	Total
General Revenue					\$162,000			\$162,000
Enterprise Revenue								\$0
Bond Proceeds								\$0
Grants								\$0
Capital Project Fund								\$0
Other Revenue								\$0
<b>Total</b>	\$0	\$0	\$0	\$0	\$162,000	\$0	\$0	\$162,000

Operating Impacts:	Prior	2025	2026	2027	2028	2029	Future	Total
Personnel								\$0
Operating								\$0
Capital								\$0
Offsets								\$0
<b>Total</b>	\$0	\$0	\$0	\$0	\$0	\$0	\$0	\$0



## Capital Improvement Program FY2025 thru FY2029 Project Request Form

**Project Title:** Boiler Replacement at Keister Elementary School

**Project Code:** HCPS4125

**Project Priority:** Priority 2

**Project Type:** REPLACEMENT

**Start Date (FYE):** 2026

**Department:** 1311

**Status:** Active

**Completion Date (FYE):** 2026

**Description:**

Replace two boilers at Keister Elementary School.

**Justifications:**

Mandated  
Remove hazards  
x-Maintains service  
x-Increase efficiency  
Increase revenues  
x-Improves service  
New service  
Convenience  
Other

**Explanation:**

The life expectancy for the boilers are 25 years - both boilers were installed in 2000 (based on ASHRAE Equipment Life Expectancy). Our ability to secure replacement parts has become more difficult as equipment becomes obsolete and parts are not as readily available. Lead times for replacement of a boiler is 15+ weeks.

**Alternative:**

Continue to maintain and repair boilers as needed with potential service/education interruption.

**Goals and Objectives**

G 7

Expenditures:	Prior	2025	2026	2027	2028	2029	Future	Total
Planning								\$0
Land								\$0
Construction								\$0
Equipment			\$454,514					\$454,514
Other Expenses								\$0
<b>Total</b>	\$0	\$0	\$454,514	\$0	\$0	\$0	\$0	\$454,514

Funding Sources:	Prior	2025	2026	2027	2028	2029	Future	Total
General Revenue			\$454,514					\$454,514
Enterprise Revenue								\$0
Bond Proceeds								\$0
Grants								\$0
Capital Project Fund								\$0
Other Revenue								\$0
<b>Total</b>	\$0	\$0	\$454,514	\$0	\$0	\$0	\$0	\$454,514

Operating Impacts:	Prior	2025	2026	2027	2028	2029	Future	Total
Personnel								\$0
Operating								\$0
Capital								\$0
Offsets								\$0
<b>Total</b>	\$0	\$0	\$0	\$0	\$0	\$0	\$0	\$0



## Capital Improvement Program FY2025 thru FY2029 Project Request Form

**Project Title:** Elevator Replacement at Keister Elementary

**Project Code:** HCPS4225

**Project Priority:** Priority 2

**Project Type:** REPLACEMENT

**Start Date (FYE):** 2027

**Department:** 1311

**Status:** Active

**Completion Date (FYE):** 2027

**Description:**

Replace the elevator at Keister Elementary School

**Justifications:**

Mandated  
Remove hazards  
x-Maintains service  
x-Increase efficiency  
Increase revenues  
x-Improves service  
New service  
Convenience  
Other

**Explanation:**

Replace the elevator at Keister Elementary School. Our ability to secure repair and secure replacement parts has become more difficult now that the computer and controllers are obsolete. Additionally, the warranty has expired.

**Alternative:**

Continue to maintain and repair elevator as needed with potential service/education interruption.

**Goals and Objectives**

G 7

Expenditures:	Prior	2025	2026	2027	2028	2029	Future	Total
Planning								\$0
Land								\$0
Construction								\$0
Equipment				\$100,000				\$100,000
Other Expenses								\$0
<b>Total</b>	\$0	\$0	\$0	\$100,000	\$0	\$0	\$0	\$100,000

Funding Sources:	Prior	2025	2026	2027	2028	2029	Future	Total
General Revenue				\$100,000				\$100,000
Enterprise Revenue								\$0
Bond Proceeds								\$0
Grants								\$0
Capital Project Fund								\$0
Other Revenue								\$0
<b>Total</b>	\$0	\$0	\$0	\$100,000	\$0	\$0	\$0	\$100,000

Operating Impacts:	Prior	2025	2026	2027	2028	2029	Future	Total
Personnel								\$0
Operating								\$0
Capital								\$0
Offsets								\$0
<b>Total</b>	\$0	\$0	\$0	\$0	\$0	\$0	\$0	\$0



## Capital Improvement Program FY2025 thru FY2029 Project Request Form

**Project Title:** Replace Air Handler at Keister Elementary School  
**Project Code:** HCPS2024  
**Project Priority:** Priority 2      **Project Type:** ADDITION & REPLACEMENT      **Start Date (FYE):** 2025  
**Department:** 1311      **Status:** Active      **Completion Date (FYE):** 2027

**Description:**

Replace the air handlers at Keister Elementary School.

**Explanation:**

Replace the air handlers at Keister Elementary School. One air handler would be replaced for three years. The air handlers were installed in 1983 and have a 25-year life expectancy.

**Alternative:**

Make repairs as needed with potential service/education interruption.

**Justifications:**

- Mandated
- x-Remove hazards
- x-Maintains service
- x-Increase efficiency
- Increase revenues
- x-Improves service
- New service
- Convenience
- Other

**Goals and Objectives**

G 7

Expenditures:	Prior	2025	2026	2027	2028	2029	Future	Total
Planning								\$0
Land								\$0
Construction								\$0
Equipment		\$240,000	\$200,000	\$290,000				\$730,000
Other Expenses								\$0
<b>Total</b>	\$0	\$240,000	\$200,000	\$290,000	\$0	\$0	\$0	\$730,000

Funding Sources:	Prior	2025	2026	2027	2028	2029	Future	Total
General Revenue		\$240,000	\$200,000	\$290,000				\$730,000
Enterprise Revenue								\$0
Bond Proceeds								\$0
Grants								\$0
Capital Project Fund								\$0
Other Revenue								\$0
<b>Total</b>	\$0	\$240,000	\$200,000	\$290,000	\$0	\$0	\$0	\$730,000

Operating Impacts:	Prior	2025	2026	2027	2028	2029	Future	Total
Personnel								\$0
Operating								\$0
Capital								\$0
Offsets								\$0
<b>Total</b>	\$0	\$0	\$0	\$0	\$0	\$0	\$0	\$0



## Capital Improvement Program FY2025 thru FY2029 Project Request Form

**Project Title:** MTC Renovation Request

**Project Code:** HCPS2124

**Project Priority:** Priority 2

**Project Type:** ADDITION & REPLACEMENT

**Start Date (FYE):** 2026

**Department:** 1311

**Status:** Active

**Completion Date (FYE):** 2026

**Description:**

Massanutten Technical Center (MTC) is in need of major structural and mechanical repairs. The amount of money requested is HCPS's share of the expense to renovate MTC.

**Justifications:**

- Mandated
- x-Remove hazards
- x-Maintains service
- x-Increase efficiency
- Increase revenues
- x-Improves service
- New service
- Convenience
- Other

**Explanation:**

As a participating school division in the MTC program and as a member of the Executive Board, HCPS is responsible for contributing to the funding of MTC with Rockingham County Public Schools.

**Goals and Objectives**

G 7

**Alternative:**

None.

Expenditures:	Prior	2025	2026	2027	2028	2029	Future	Total
Planning								\$0
Land								\$0
Construction		\$538,000	\$4,893,000	\$470,000				\$5,901,000
Equipment								\$0
Other Expenses								\$0
<b>Total</b>	<b>\$0</b>	<b>\$538,000</b>	<b>\$4,893,000</b>	<b>\$470,000</b>	<b>\$0</b>	<b>\$0</b>	<b>\$0</b>	<b>\$5,901,000</b>

Funding Sources:	Prior	2025	2026	2027	2028	2029	Future	Total
General Revenue		\$538,000	\$4,893,000	\$470,000				\$5,901,000
Enterprise Revenue								\$0
Bond Proceeds								\$0
Grants								\$0
Capital Project Fund								\$0
Other Revenue								\$0
<b>Total</b>	<b>\$0</b>	<b>\$538,000</b>	<b>\$4,893,000</b>	<b>\$470,000</b>	<b>\$0</b>	<b>\$0</b>	<b>\$0</b>	<b>\$5,901,000</b>

Operating Impacts:	Prior	2025	2026	2027	2028	2029	Future	Total
Personnel								\$0
Operating								\$0
Capital								\$0
Offsets								\$0
<b>Total</b>	<b>\$0</b>	<b>\$0</b>	<b>\$0</b>	<b>\$0</b>	<b>\$0</b>	<b>\$0</b>	<b>\$0</b>	<b>\$0</b>





## Capital Improvement Program FY2025 thru FY2029 Project Request Form

**Project Title:** Purchase Land for 7th Elementary School

**Project Code:** HCPS2224

**Project Priority:** Priority 2

**Project Type:** ADDITION

**Start Date (FYE):** 2027

**Department:** 1311

**Status:** Active

**Completion Date (FYE):** 2027

**Description:**

Purchase land for a 7th elementary school or additional campus.

**Justifications:**

- Mandated
- x-Remove hazards
- x-Maintains service
- Increase efficiency
- Increase revenues
- Improves service
- x-New service
- Convenience
- Other

**Explanation:**

With anticipated enrollment growth and new housing developments in Harrisonburg we will need to construct a 7th elementary school.

**Alternative:**

None - potential/continued number of elementary school students exceed effective building capacities.

**Goals and Objectives**

G 7

Expenditures:	Prior	2025	2026	2027	2028	2029	Future	Total
Planning								\$0
Land				\$2,500,000				\$2,500,000
Construction								\$0
Equipment								\$0
Other Expenses								\$0
<b>Total</b>	\$0	\$0	\$0	\$2,500,000	\$0	\$0	\$0	\$2,500,000

Funding Sources:	Prior	2025	2026	2027	2028	2029	Future	Total
General Revenue								\$0
Enterprise Revenue								\$0
Bond Proceeds				\$2,500,000				\$2,500,000
Grants								\$0
Capital Project Fund								\$0
Other Revenue								\$0
<b>Total</b>	\$0	\$0	\$0	\$2,500,000	\$0	\$0	\$0	\$2,500,000

Operating Impacts:	Prior	2025	2026	2027	2028	2029	Future	Total
Personnel								\$0
Operating								\$0
Capital								\$0
Offsets								\$0
<b>Total</b>	\$0	\$0	\$0	\$0	\$0	\$0	\$0	\$0



## Capital Improvement Program FY2025 thru FY2029 Project Request Form

**Project Title:** Replace Air Handler at Spotswood Elementary School  
**Project Code:** HCPS2324  
**Project Priority:** Priority 2      **Project Type:** ADDITION & REPLACEMENT      **Start Date (FYE):** 2025  
**Department:** 1311      **Status:** Active      **Completion Date (FYE):** 2027

**Description:**

Replace the air handlers at Spotswood Elementary School.

**Explanation:**

Replace the air handlers at Spotswood Elementary School. One air handler would be replaced for three years. The air handlers were installed in 1983 and have a 25-year life expectancy.

**Alternative:**

Make repairs as needed with potential service/education interruption.

**Justifications:**

- Mandated
- x-Remove hazards
- x-Maintains service
- x-Increase efficiency
- Increase revenues
- x-Improves service
- New service
- Convenience
- Other

**Goals and Objectives**

G 7

<b>Expenditures:</b>	Prior	2025	2026	2027	2028	2029	Future	Total
Planning								\$0
Land								\$0
Construction								\$0
Equipment		\$250,000	\$250,000	\$300,000				\$800,000
Other Expenses								\$0
<b>Total</b>	\$0	\$250,000	\$250,000	\$300,000	\$0	\$0	\$0	\$800,000

<b>Funding Sources:</b>	Prior	2025	2026	2027	2028	2029	Future	Total
General Revenue		\$250,000	\$250,000	\$300,000				\$800,000
Enterprise Revenue								\$0
Bond Proceeds								\$0
Grants								\$0
Capital Project Fund								\$0
Other Revenue								\$0
<b>Total</b>	\$0	\$250,000	\$250,000	\$300,000	\$0	\$0	\$0	\$800,000

<b>Operating Impacts:</b>	Prior	2025	2026	2027	2028	2029	Future	Total
Personnel								\$0
Operating								\$0
Capital								\$0
Offsets								\$0
<b>Total</b>	\$0	\$0	\$0	\$0	\$0	\$0	\$0	\$0



## Capital Improvement Program FY2025 thru FY2029 Project Request Form

**Project Title:** Roof Repair/Replacement at Spotswood Elementary School (Gym)  
**Project Code:** HCPS2524  
**Project Priority:** Priority 2      **Project Type:** REPLACEMENT      **Start Date (FYE):** 2025  
**Department:** 1311      **Status:** Active      **Completion Date (FYE):** 2025

**Description:**

Replace the gym roof section at Spotswood Elementary School.

**Justifications:**

- Mandated
- x-Remove hazards
- x-Maintains service
- x-Increase efficiency
- Increase revenues
- x-Improves service
- New service
- Convenience
- Other

**Explanation:**

Replace the gym roof section at Spotswood Elementary School. On an annual basis we must replace and/or repair sections of Spotswood's roof as the majority was installed more than 20 years ago (warranty has expired).

**Alternative:**

Make repairs as needed.

**Goals and Objectives**

G 7

Expenditures:	Prior	2025	2026	2027	2028	2029	Future	Total
Planning								\$0
Land								\$0
Construction		\$109,800						\$109,800
Equipment								\$0
Other Expenses								\$0
<b>Total</b>	\$0	\$109,800	\$0	\$0	\$0	\$0	\$0	\$109,800

Funding Sources:	Prior	2025	2026	2027	2028	2029	Future	Total
General Revenue		\$109,800						\$109,800
Enterprise Revenue								\$0
Bond Proceeds								\$0
Grants								\$0
Capital Project Fund								\$0
Other Revenue								\$0
<b>Total</b>	\$0	\$109,800	\$0	\$0	\$0	\$0	\$0	\$109,800

Operating Impacts:	Prior	2025	2026	2027	2028	2029	Future	Total
Personnel								\$0
Operating								\$0
Capital								\$0
Offsets								\$0
<b>Total</b>	\$0	\$0	\$0	\$0	\$0	\$0	\$0	\$0



## Capital Improvement Program FY2025 thru FY2029 Project Request Form

**Project Title:** Roof Repair/Replacement at Spotswood Elementary School (Library)

**Project Code:** HCPS2624

**Project Priority:** Priority 2

**Project Type:** REPLACEMENT

**Start Date (FYE):** 2026

**Department:** 1311

**Status:** Active

**Completion Date (FYE):** 2026

**Description:**

Replace the library roof section at Spotswood Elementary School.

**Justifications:**

- Mandated
- x-Remove hazards
- x-Maintains service
- x-Increase efficiency
- Increase revenues
- x-Improves service
- New service
- Convenience
- Other

**Explanation:**

Replace the library roof section at Spotswood Elementary School. On an annual basis we must replace and/or repair sections of Spotswood's roof as the majority was installed more than 20 years ago (warranty has expired).

**Alternative:**

Make repairs as needed.

**Goals and Objectives**

G 7

Expenditures:	Prior	2025	2026	2027	2028	2029	Future	Total
Planning								\$0
Land								\$0
Construction			\$54,000					\$54,000
Equipment								\$0
Other Expenses								\$0
<b>Total</b>	\$0	\$0	\$54,000	\$0	\$0	\$0	\$0	\$54,000

Funding Sources:	Prior	2025	2026	2027	2028	2029	Future	Total
General Revenue			\$54,000					\$54,000
Enterprise Revenue								\$0
Bond Proceeds								\$0
Grants								\$0
Capital Project Fund								\$0
Other Revenue								\$0
<b>Total</b>	\$0	\$0	\$54,000	\$0	\$0	\$0	\$0	\$54,000

Operating Impacts:	Prior	2025	2026	2027	2028	2029	Future	Total
Personnel								\$0
Operating								\$0
Capital								\$0
Offsets								\$0
<b>Total</b>	\$0	\$0	\$0	\$0	\$0	\$0	\$0	\$0



## Capital Improvement Program FY2025 thru FY2029 Project Request Form

**Project Title:** Roof Repair/Replacement Spotswood Elementary School (Caf.)

**Project Code:** HCPS2724

**Project Priority:** Priority 2

**Project Type:** REPLACEMENT

**Start Date (FYE):** 2027

**Department:** 1311

**Status:** Active

**Completion Date (FYE):** 2027

**Description:**

Replace the cafeteria roof section at Spotswood Elementary School.

**Justifications:**

- Mandated
- x-Remove hazards
- x-Maintains service
- x-Increase efficiency
- Increase revenues
- x-Improves service
- New service
- Convenience
- Other

**Explanation:**

Replace the cafeteria roof section at Spotswood Elementary School. On an annual basis we must replace and/or repair sections of Spotswood's roof as the majority was installed more than 20 years ago (warranty has expired).

**Goals and Objectives**

G 7

**Alternative:**

Make repairs as needed.

Expenditures:	Prior	2025	2026	2027	2028	2029	Future	Total
Planning								\$0
Land								\$0
Construction				\$50,000				\$50,000
Equipment								\$0
Other Expenses								\$0
<b>Total</b>	\$0	\$0	\$0	\$50,000	\$0	\$0	\$0	\$50,000

Funding Sources:	Prior	2025	2026	2027	2028	2029	Future	Total
General Revenue				\$50,000				\$50,000
Enterprise Revenue								\$0
Bond Proceeds								\$0
Grants								\$0
Capital Project Fund								\$0
Other Revenue								\$0
<b>Total</b>	\$0	\$0	\$0	\$50,000	\$0	\$0	\$0	\$50,000

Operating Impacts:	Prior	2025	2026	2027	2028	2029	Future	Total
Personnel								\$0
Operating								\$0
Capital								\$0
Offsets								\$0
<b>Total</b>	\$0	\$0	\$0	\$0	\$0	\$0	\$0	\$0



## Capital Improvement Program FY2025 thru FY2029 Project Request Form

**Project Title:** Roof Repair/Replacement at Spotswood Elementary School (S. Wing)  
**Project Code:** HCPS2824  
**Project Priority:** Priority 2      **Project Type:** REPLACEMENT      **Start Date (FYE):** 2028  
**Department:** 1311      **Status:** Active      **Completion Date (FYE):** 2028

**Description:**

Replace the "south wing" roof section at Spotswood Elementary School.

**Explanation:**

Replace the "south wing" roof section at Spotswood Elementary School. On an annual basis we must replace and/or repair sections of Spotswood's roof as the majority was installed more than 20 years ago (warranty has expired).

**Alternative:**

Make repairs as needed.

**Justifications:**

- Mandated
- x-Remove hazards
- x-Maintains service
- x-Increase efficiency
- Increase revenues
- x-Improves service
- New service
- Convenience
- Other

**Goals and Objectives**

G 7

Expenditures:	Prior	2025	2026	2027	2028	2029	Future	Total
Planning								\$0
Land								\$0
Construction					\$90,000			\$90,000
Equipment								\$0
Other Expenses								\$0
<b>Total</b>	\$0	\$0	\$0	\$0	\$90,000	\$0	\$0	\$90,000

Funding Sources:	Prior	2025	2026	2027	2028	2029	Future	Total
General Revenue					\$90,000			\$90,000
Enterprise Revenue								\$0
Bond Proceeds								\$0
Grants								\$0
Capital Project Fund								\$0
Other Revenue								\$0
<b>Total</b>	\$0	\$0	\$0	\$0	\$90,000	\$0	\$0	\$90,000

Operating Impacts:	Prior	2025	2026	2027	2028	2029	Future	Total
Personnel								\$0
Operating								\$0
Capital								\$0
Offsets								\$0
<b>Total</b>	\$0	\$0	\$0	\$0	\$0	\$0	\$0	\$0



## Capital Improvement Program FY2025 thru FY2029 Project Request Form

**Project Title:** Roof Repair/Replacement at Spotswood Elementary School (N. Wing)  
**Project Code:** HCPS2424  
**Project Priority:** Priority 2      **Project Type:** REPLACEMENT      **Start Date (FYE):** 2029  
**Department:** 1311      **Status:** Active      **Completion Date (FYE):** 2029

**Description:**

Replace the "North wing" roof section at Spotswood Elementary School.

**Justifications:**

- Mandated
- x-Remove hazards
- x-Maintains service
- x-Increase efficiency
- Increase revenues
- x-Improves service
- New service
- Convenience
- Other

**Explanation:**

Replace two sections of the "North wing" roof section at Spotswood Elementary School. On an annual basis we must replace and/or repair sections of Spotswood's roof as the majority was installed more than 20 years ago (warranty has expired).

**Alternative:**

Make repairs as needed.

**Goals and Objectives**

G 7

Expenditures:	Prior	2025	2026	2027	2028	2029	Future	Total
Planning								\$0
Land								\$0
Construction						\$180,000		\$180,000
Equipment								\$0
Other Expenses								\$0
<b>Total</b>	\$0	\$0	\$0	\$0	\$0	\$180,000	\$0	\$180,000

Funding Sources:	Prior	2025	2026	2027	2028	2029	Future	Total
General Revenue						\$180,000		\$180,000
Enterprise Revenue								\$0
Bond Proceeds								\$0
Grants								\$0
Capital Project Fund								\$0
Other Revenue								\$0
<b>Total</b>	\$0	\$0	\$0	\$0	\$0	\$180,000	\$0	\$180,000

Operating Impacts:	Prior	2025	2026	2027	2028	2029	Future	Total
Personnel								\$0
Operating								\$0
Capital								\$0
Offsets								\$0
<b>Total</b>	\$0	\$0	\$0	\$0	\$0	\$0	\$0	\$0



## Capital Improvement Program FY2025 thru FY2029 Project Request Form

**Project Title:** Parking Lot Resurface at Spotswood Elementary School

**Project Code:** HCPS4325

**Project Priority:** Priority 2

**Project Type:** CONSTRUCTION

**Start Date (FYE):** 2025

**Department:** 1311

**Status:** Active

**Completion Date (FYE):** 2025

**Description:**

Resurface the parking lot at Spotswood Elementary School.

**Justifications:**

- Mandated
- x-Remove hazards
- x-Maintains service
- Increase efficiency
- Increase revenues
- x-Improves service
- New service
- Convenience
- Other

**Explanation:**

The parking lot at Spotswood Elementary school needs to be resurfaced to extend the useful life of the parking lot and prevent costly repairs.

**Alternative:**

Make repairs as needed.

**Goals and Objectives**

G 7

Expenditures:	Prior	2025	2026	2027	2028	2029	Future	Total
Planning								\$0
Land								\$0
Construction		\$75,000						\$75,000
Equipment								\$0
Other Expenses								\$0
<b>Total</b>	\$0	\$75,000	\$0	\$0	\$0	\$0	\$0	\$75,000

Funding Sources:	Prior	2025	2026	2027	2028	2029	Future	Total
General Revenue		\$75,000						\$75,000
Enterprise Revenue								\$0
Bond Proceeds								\$0
Grants								\$0
Capital Project Fund								\$0
Other Revenue								\$0
<b>Total</b>	\$0	\$75,000	\$0	\$0	\$0	\$0	\$0	\$75,000

Operating Impacts:	Prior	2025	2026	2027	2028	2029	Future	Total
Personnel								\$0
Operating								\$0
Capital								\$0
Offsets								\$0
<b>Total</b>	\$0	\$0	\$0	\$0	\$0	\$0	\$0	\$0





## Capital Improvement Program FY2025 thru FY2029 Project Request Form

**Project Title:** Classroom Renovations at Spotswood Elementary School  
**Project Code:** HCPS4425  
**Project Priority:** Priority 2      **Project Type:** RENOVATION      **Start Date (FYE):** 2025  
**Department:** 1311      **Status:** Active      **Completion Date (FYE):** 2025

**Description:**

renovate the classrooms in the primary wing at Spotswood Elementary School.

**Justifications:**

Mandated  
 Remove hazards  
 x-Maintains service  
 x-Increase efficiency  
 Increase revenues  
 x-Improves service  
 New service  
 Convenience  
 Other

**Explanation:**

The primary wing was constructed in 1983. After 40 years of use, it is time to renovate and refresh the classrooms by replacing the carpet with tile, painting the rooms, replacing the ceiling tile, installing LED lights, and replacing the classroom cabinets.

**Alternative:**

Continue Current operations.

**Goals and Objectives**

G 7

Expenditures:	Prior	2025	2026	2027	2028	2029	Future	Total
Planning								\$0
Land								\$0
Construction		\$90,000						\$90,000
Equipment								\$0
Other Expenses								\$0
<b>Total</b>	<b>\$0</b>	<b>\$90,000</b>	<b>\$0</b>	<b>\$0</b>	<b>\$0</b>	<b>\$0</b>	<b>\$0</b>	<b>\$90,000</b>

Funding Sources:	Prior	2025	2026	2027	2028	2029	Future	Total
General Revenue		\$90,000						\$90,000
Enterprise Revenue								\$0
Bond Proceeds								\$0
Grants								\$0
Capital Project Fund								\$0
Other Revenue								\$0
<b>Total</b>	<b>\$0</b>	<b>\$90,000</b>	<b>\$0</b>	<b>\$0</b>	<b>\$0</b>	<b>\$0</b>	<b>\$0</b>	<b>\$90,000</b>

Operating Impacts:	Prior	2025	2026	2027	2028	2029	Future	Total
Personnel								\$0
Operating								\$0
Capital								\$0
Offsets								\$0
<b>Total</b>	<b>\$0</b>	<b>\$0</b>	<b>\$0</b>	<b>\$0</b>	<b>\$0</b>	<b>\$0</b>	<b>\$0</b>	<b>\$0</b>



## Capital Improvement Program FY2025 thru FY2029 Project Request Form

**Project Title:** Storefront Door Replacement at SMES & SKMS  
**Project Code:** HCPS2924  
**Project Priority:** Priority 2      **Project Type:** REPLACEMENT      **Start Date (FYE):** 2028  
**Department:** 1311      **Status:** Active      **Completion Date (FYE):** 2028

**Description:**

Replace the storefront doors at Smithland Elementary School (SMES) and Skyline Middle School (SKMS).

**Explanation:**

The exterior doors at SMES & SKMS will need to be replaced due to their advanced rate of decline.

**Alternative:**

Make repairs as needed.

**Justifications:**

- Mandated
- Remove hazards
- x-Maintains service
- Increase efficiency
- Increase revenues
- Improves service
- New service
- Convenience
- Other

**Goals and Objectives**

G 7

Expenditures:	Prior	2025	2026	2027	2028	2029	Future	Total
Planning								\$0
Land								\$0
Construction					\$102,000			\$102,000
Equipment								\$0
Other Expenses								\$0
<b>Total</b>	\$0	\$0	\$0	\$0	\$102,000	\$0	\$0	\$102,000

Funding Sources:	Prior	2025	2026	2027	2028	2029	Future	Total
General Revenue					\$102,000			\$102,000
Enterprise Revenue								\$0
Bond Proceeds								\$0
Grants								\$0
Capital Project Fund								\$0
Other Revenue								\$0
<b>Total</b>	\$0	\$0	\$0	\$0	\$102,000	\$0	\$0	\$102,000

Operating Impacts:	Prior	2025	2026	2027	2028	2029	Future	Total
Personnel								\$0
Operating								\$0
Capital								\$0
Offsets								\$0
<b>Total</b>	\$0	\$0	\$0	\$0	\$0	\$0	\$0	\$0



## Capital Improvement Program FY2025 thru FY2029 Project Request Form

**Project Title:** Roof Repair/Replacement at Skyline Middle School

**Project Code:** HCPS4525

**Project Priority:** Priority 2

**Project Type:** CONSTRUCTION

**Start Date (FYE):** 2029

**Department:** 1311

**Status:** Active

**Completion Date (FYE):** 2029

**Description:**

Replace a roof section at Skyline Middle School.

**Justifications:**

- Mandated
- Remove hazards
- x-Maintains service
- x-Increase efficiency
- Increase revenues
- x-Improves service
- New service
- Convenience
- Other

**Explanation:**

We must evaluate and replace roof sections in a proactive manner. We will identify the next roof section to be replaced during our next roof evaluation. The warranty expires on May 30, 2028.

**Goals and Objectives**

G 7

**Alternative:**

Make repairs as needed.

Expenditures:	Prior	2025	2026	2027	2028	2029	Future	Total
Planning								\$0
Land								\$0
Construction						\$100,000		\$100,000
Equipment								\$0
Other Expenses								\$0
<b>Total</b>	\$0	\$0	\$0	\$0	\$0	\$100,000	\$0	\$100,000

Funding Sources:	Prior	2025	2026	2027	2028	2029	Future	Total
General Revenue						\$100,000		\$100,000
Enterprise Revenue								\$0
Bond Proceeds								\$0
Grants								\$0
Capital Project Fund								\$0
Other Revenue								\$0
<b>Total</b>	\$0	\$0	\$0	\$0	\$0	\$100,000	\$0	\$100,000

Operating Impacts:	Prior	2025	2026	2027	2028	2029	Future	Total
Personnel								\$0
Operating								\$0
Capital								\$0
Offsets								\$0
<b>Total</b>	\$0	\$0	\$0	\$0	\$0	\$0	\$0	\$0



## Capital Improvement Program FY2025 thru FY2029 Project Request Form

**Project Title:** Roof Repair/Replacement at Smithland Elementary School  
**Project Code:** HCPS4625  
**Project Priority:** Priority 2      **Project Type:** CONSTRUCTION      **Start Date (FYE):** 2029  
**Department:** 1311      **Status:** Active      **Completion Date (FYE):** 2029

**Description:**

Replace a roof section at Smithland Elementary School.

**Justifications:**

Mandated  
 Remove hazards  
 x-Maintains service  
 x-Increase efficiency  
 Increase revenues  
 x-Improves service  
 New service  
 Convenience  
 Other

**Explanation:**

We must evaluate and replace roof sections in a proactive manner. We will identify the next roof section to be replaced during our next roof evaluation. The warranty expires on May 30, 2028.

**Alternative:**

Make repairs as needed.

**Goals and Objectives**

G 7

Expenditures:	Prior	2025	2026	2027	2028	2029	Future	Total
Planning								\$0
Land								\$0
Construction						\$100,000		\$100,000
Equipment								\$0
Other Expenses								\$0
<b>Total</b>	\$0	\$0	\$0	\$0	\$0	\$100,000	\$0	\$100,000

Funding Sources:	Prior	2025	2026	2027	2028	2029	Future	Total
General Revenue						\$100,000		\$100,000
Enterprise Revenue								\$0
Bond Proceeds								\$0
Grants								\$0
Capital Project Fund								\$0
Other Revenue								\$0
<b>Total</b>	\$0	\$0	\$0	\$0	\$0	\$100,000	\$0	\$100,000

Operating Impacts:	Prior	2025	2026	2027	2028	2029	Future	Total
Personnel								\$0
Operating								\$0
Capital								\$0
Offsets								\$0
<b>Total</b>	\$0	\$0	\$0	\$0	\$0	\$0	\$0	\$0



## Capital Improvement Program FY2025 thru FY2029 Project Request Form

**Project Title:** Upgrade HVAC Controls at Stone Spring Elementary School

**Project Code:** HCPS3024

**Project Priority:** Priority 2

**Project Type:** SYSTEM UPGRADE

**Start Date (FYE):** 2026

**Department:** 1311

**Status:** Active

**Completion Date (FYE):** 2026

**Description:**

Upgrade HVAC controls at Stone Spring Elementary School.

**Justifications:**

- Mandated
- Remove hazards
- x-Maintains service
- x-Increase efficiency
- Increase revenues
- x-Improves service
- New service
- Convenience
- Other

**Explanation:**

HVAC controls are outdated and access by HVAC technician is limited.

**Alternative:**

Continue to maintain and repair controls as needed with potential service/education interruption.

**Goals and Objectives**

G 7

Expenditures:	Prior	2025	2026	2027	2028	2029	Future	Total
Planning								\$0
Land								\$0
Construction								\$0
Equipment			\$53,000					\$53,000
Other Expenses								\$0
<b>Total</b>	\$0	\$0	\$53,000	\$0	\$0	\$0	\$0	\$53,000

Funding Sources:	Prior	2025	2026	2027	2028	2029	Future	Total
General Revenue			\$53,000					\$53,000
Enterprise Revenue								\$0
Bond Proceeds								\$0
Grants								\$0
Capital Project Fund								\$0
Other Revenue								\$0
<b>Total</b>	\$0	\$0	\$53,000	\$0	\$0	\$0	\$0	\$53,000

Operating Impacts:	Prior	2025	2026	2027	2028	2029	Future	Total
Personnel								\$0
Operating								\$0
Capital								\$0
Offsets								\$0
<b>Total</b>	\$0	\$0	\$0	\$0	\$0	\$0	\$0	\$0



## Capital Improvement Program FY2025 thru FY2029 Project Request Form

**Project Title:** Boiler Replacement at Stone Spring Elementary School

**Project Code:** HCPS3124

**Project Priority:** Priority 2

**Project Type:** REPLACEMENT

**Start Date (FYE):** 2025

**Department:** 1311

**Status:** Active

**Completion Date (FYE):** 2025

**Description:**

Replace boilers at Stone Spring Elementary School.

**Justifications:**

- Mandated
- x-Remove hazards
- x-Maintains service
- x-Increase efficiency
- Increase revenues
- x-Improves service
- New service
- Convenience
- Other

**Explanation:**

The life expectancy for the boilers are 25 years - both boilers were installed when Stone Spring Elementary School opened in 1993 (based on ASHRAE Equipment Life Expectancy). Our ability to purchase replacement parts is extremely difficult as the equipment is obsolete and parts are not available. Lead times for the replacement of a boiler is 15+ weeks.

**Alternative:**

Continue to maintain and repair boilers as needed with potential service/education interruption.

**Goals and Objectives**

G 7

Expenditures:	Prior	2025	2026	2027	2028	2029	Future	Total
Planning								\$0
Land								\$0
Construction								\$0
Equipment		\$563,286						\$563,286
Other Expenses								\$0
<b>Total</b>	\$0	\$563,286	\$0	\$0	\$0	\$0	\$0	\$563,286

Funding Sources:	Prior	2025	2026	2027	2028	2029	Future	Total
General Revenue		\$563,286						\$563,286
Enterprise Revenue								\$0
Bond Proceeds								\$0
Grants								\$0
Capital Project Fund								\$0
Other Revenue								\$0
<b>Total</b>	\$0	\$563,286	\$0	\$0	\$0	\$0	\$0	\$563,286

Operating Impacts:	Prior	2025	2026	2027	2028	2029	Future	Total
Personnel								\$0
Operating								\$0
Capital								\$0
Offsets								\$0
<b>Total</b>	\$0	\$0	\$0	\$0	\$0	\$0	\$0	\$0



## Capital Improvement Program FY2025 thru FY2029 Project Request Form

**Project Title:** Classroom Renovations at Stone Spring Elementary School  
**Project Code:** HCPS4725  
**Project Priority:** Priority 2      **Project Type:** RENOVATION      **Start Date (FYE):** 2027  
**Department:** 1311      **Status:** Active      **Completion Date (FYE):** 2029

**Description:**

Renovate classrooms at Stone Spring Elementary School.

**Explanation:**

Stone Spring Elementary School was constructed in 1993. After 30 years of use, it is time to renovate and refresh the classrooms by replacing the carpet with tile, painting the rooms, replacing the ceiling tile, installing LED lights, and replacing the classroom cabinets.

**Alternative:**

Continue current operations.

**Justifications:**

- Mandated
- Remove hazards
- x-Maintains service
- x-Increase efficiency
- Increase revenues
- x-Improves service
- New service
- Convenience
- Other

**Goals and Objectives**

G 7

Expenditures:	Prior	2025	2026	2027	2028	2029	Future	Total
Planning								\$0
Land								\$0
Construction				\$100,000	\$100,000	\$100,000		\$300,000
Equipment								\$0
Other Expenses								\$0
<b>Total</b>	\$0	\$0	\$0	\$100,000	\$100,000	\$100,000	\$0	\$300,000

Funding Sources:	Prior	2025	2026	2027	2028	2029	Future	Total
General Revenue				\$100,000	\$100,000	\$100,000		\$300,000
Enterprise Revenue								\$0
Bond Proceeds								\$0
Grants								\$0
Capital Project Fund								\$0
Other Revenue								\$0
<b>Total</b>	\$0	\$0	\$0	\$100,000	\$100,000	\$100,000	\$0	\$300,000

Operating Impacts:	Prior	2025	2026	2027	2028	2029	Future	Total
Personnel								\$0
Operating								\$0
Capital								\$0
Offsets								\$0
<b>Total</b>	\$0	\$0	\$0	\$0	\$0	\$0	\$0	\$0



## Capital Improvement Program FY2025 thru FY2029 Project Request Form

**Project Title:** Roof Repair/Replacement at Stone Spring Elementary School  
**Project Code:** HCPS4825  
**Project Priority:** Priority 2      **Project Type:** CONSTRUCTION      **Start Date (FYE):** 2029  
**Department:** 1311      **Status:** Active      **Completion Date (FYE):** 2029

**Description:**

Replace a roof section at Stone Spring Elementary School.

**Explanation:**

We must evaluate and replace roof sections in a proactive manner. We will identify the next roof section to be replaced during our next roof evaluation. The warranty expired in July of 2003.

**Alternative:**

Make repairs as needed.

**Justifications:**

- Mandated
- Remove hazards
- x-Maintains service
- x-Increase efficiency
- Increase revenues
- x-Improves service
- New service
- Convenience
- Other

**Goals and Objectives**

G 7

Expenditures:	Prior	2025	2026	2027	2028	2029	Future	Total
Planning								\$0
Land								\$0
Construction						\$100,000		\$100,000
Equipment								\$0
Other Expenses								\$0
<b>Total</b>	\$0	\$0	\$0	\$0	\$0	\$100,000	\$0	\$100,000

Funding Sources:	Prior	2025	2026	2027	2028	2029	Future	Total
General Revenue						\$100,000		\$100,000
Enterprise Revenue								\$0
Bond Proceeds								\$0
Grants								\$0
Capital Project Fund								\$0
Other Revenue								\$0
<b>Total</b>	\$0	\$0	\$0	\$0	\$0	\$100,000	\$0	\$100,000

Operating Impacts:	Prior	2025	2026	2027	2028	2029	Future	Total
Personnel								\$0
Operating								\$0
Capital								\$0
Offsets								\$0
<b>Total</b>	\$0	\$0	\$0	\$0	\$0	\$0	\$0	\$0





## Capital Improvement Program FY2025 thru FY2029 Project Request Form

**Project Title:** Enhancements to Thomas Harrison Middle School  
**Project Code:** HCPS3324  
**Project Priority:** Priority 2      **Project Type:** RENOVATION      **Start Date (FYE):** 2027  
**Department:** 1311      **Status:** Active      **Completion Date (FYE):** 2027

**Description:**

Enhancements and repairs to Thomas Harrison Middle School.

**Justifications:**

Mandated  
 Remove hazards  
 x-Maintains service  
 x-Increase efficiency  
 Increase revenues  
 x-Improves service  
 New service  
 Convenience  
 Other

**Explanation:**

Enhance Thomas Harrison Middle School to accommodate the current and future educational needs of our students as well as enhance their educational experiences. Classroom renovations to prepare students for the future as well as to ensure that the building is accessible by all students. THMS opened in 1989 with additions in 1994.

**Alternative:**

Continue current operations.

**Goals and Objectives**

G 7

Expenditures:	Prior	2025	2026	2027	2028	2029	Future	Total
Planning								\$0
Land								\$0
Construction				\$2,500,000				\$2,500,000
Equipment								\$0
Other Expenses								\$0
<b>Total</b>	\$0	\$0	\$0	\$2,500,000	\$0	\$0	\$0	\$2,500,000

Funding Sources:	Prior	2025	2026	2027	2028	2029	Future	Total
General Revenue								\$0
Enterprise Revenue								\$0
Bond Proceeds				\$2,500,000				\$2,500,000
Grants								\$0
Capital Project Fund								\$0
Other Revenue								\$0
<b>Total</b>	\$0	\$0	\$0	\$2,500,000	\$0	\$0	\$0	\$2,500,000

Operating Impacts:	Prior	2025	2026	2027	2028	2029	Future	Total
Personnel								\$0
Operating								\$0
Capital								\$0
Offsets								\$0
<b>Total</b>	\$0	\$0	\$0	\$0	\$0	\$0	\$0	\$0



## Capital Improvement Program FY2025 thru FY2029 Project Request Form

**Project Title:** Roof Repair/Replacement at Thomas Harrison Middle School  
**Project Code:** HCPS4925  
**Project Priority:** Priority 2      **Project Type:** CONSTRUCTION      **Start Date (FYE):** 2029  
**Department:** 1311      **Status:** Active      **Completion Date (FYE):** 2029

**Description:**

Replace a roof section at Thomas Harrison Middle School.

**Justifications:**

Mandated  
 Remove hazards  
 x-Maintains service  
 x-Increase efficiency  
 Increase revenues  
 x-Improves service  
 New service  
 Convenience  
 Other

**Explanation:**

We must evaluate and replace roof sections in a proactive manner. We will identify the next roof section to be replaced during our next roof evaluation. The warranty expired in July of 1999.

**Alternative:**

Make repairs as needed.

**Goals and Objectives**

G 7

Expenditures:	Prior	2025	2026	2027	2028	2029	Future	Total
Planning								\$0
Land								\$0
Construction						\$100,000		\$100,000
Equipment								\$0
Other Expenses								\$0
<b>Total</b>	\$0	\$0	\$0	\$0	\$0	\$100,000	\$0	\$100,000

Funding Sources:	Prior	2025	2026	2027	2028	2029	Future	Total
General Revenue						\$100,000		\$100,000
Enterprise Revenue								\$0
Bond Proceeds								\$0
Grants								\$0
Capital Project Fund								\$0
Other Revenue								\$0
<b>Total</b>	\$0	\$0	\$0	\$0	\$0	\$100,000	\$0	\$100,000

Operating Impacts:	Prior	2025	2026	2027	2028	2029	Future	Total
Personnel								\$0
Operating								\$0
Capital								\$0
Offsets								\$0
<b>Total</b>	\$0	\$0	\$0	\$0	\$0	\$0	\$0	\$0



## Capital Improvement Program FY2025 thru FY2029 Project Request Form

**Project Title:** Parking Lot Resurface at Thomas Harrison Middle School  
**Project Code:** HCPS3424  
**Project Priority:** Priority 2      **Project Type:** REPLACEMENT      **Start Date (FYE):** 2025  
**Department:** 1311      **Status:** Active      **Completion Date (FYE):** 2025

**Description:**

Resurface the parking lot at Thomas Harrison Middle School.

**Justifications:**

Mandated  
 Remove hazards  
 x-Maintains service  
 Increase efficiency  
 Increase revenues  
 x-Improves service  
 New service  
 Convenience  
 Other

**Explanation:**

The parking lot at Thomas Harrison Middle School needs to be resurfaced to extend the useful life of the parking lot and prevent costly repairs.

**Alternative:**

Continue filling cracks in the pavement and make repairs as necessary to the asphalt.

**Goals and Objectives**

G 7

Expenditures:	Prior	2025	2026	2027	2028	2029	Future	Total
Planning								\$0
Land								\$0
Construction		\$91,000						\$91,000
Equipment								\$0
Other Expenses								\$0
<b>Total</b>	\$0	\$91,000	\$0	\$0	\$0	\$0	\$0	\$91,000

Funding Sources:	Prior	2025	2026	2027	2028	2029	Future	Total
General Revenue		\$91,000						\$91,000
Enterprise Revenue								\$0
Bond Proceeds								\$0
Grants								\$0
Capital Project Fund								\$0
Other Revenue								\$0
<b>Total</b>	\$0	\$91,000	\$0	\$0	\$0	\$0	\$0	\$91,000

Operating Impacts:	Prior	2025	2026	2027	2028	2029	Future	Total
Personnel								\$0
Operating								\$0
Capital								\$0
Offsets								\$0
<b>Total</b>	\$0	\$0	\$0	\$0	\$0	\$0	\$0	\$0



## Capital Improvement Program FY2025 thru FY2029 Project Request Form

**Project Title:** Replace Air Handler at Waterman Elementary School  
**Project Code:** HCPS3524  
**Project Priority:** Priority 2      **Project Type:** ADDITION & REPLACEMENT      **Start Date (FYE):** 2026  
**Department:** 1311      **Status:** Active      **Completion Date (FYE):** 2028

**Description:**

Replace the air handlers at Waterman Elementary School.

**Justifications:**

- Mandated
- x-Remove hazards
- x-Maintains service
- x-Increase efficiency
- Increase revenues
- x-Improves service
- New service
- Convenience
- Other

**Explanation:**

Replace the air handlers at Waterman Elementary School. The air handlers were installed in 2001 and have a 25-year life expectancy.

**Alternative:**

Make repairs as needed with potential service/education interruption.

**Goals and Objectives**

G 7

Expenditures:	Prior	2025	2026	2027	2028	2029	Future	Total
Planning								\$0
Land								\$0
Construction								\$0
Equipment			\$253,000	\$250,000	\$300,000			\$803,000
Other Expenses								\$0
<b>Total</b>	\$0	\$0	\$253,000	\$250,000	\$300,000	\$0	\$0	\$803,000

Funding Sources:	Prior	2025	2026	2027	2028	2029	Future	Total
General Revenue			\$253,000	\$250,000	\$300,000			\$803,000
Enterprise Revenue								\$0
Bond Proceeds								\$0
Grants								\$0
Capital Project Fund								\$0
Other Revenue								\$0
<b>Total</b>	\$0	\$0	\$253,000	\$250,000	\$300,000	\$0	\$0	\$803,000

Operating Impacts:	Prior	2025	2026	2027	2028	2029	Future	Total
Personnel								\$0
Operating								\$0
Capital								\$0
Offsets								\$0
<b>Total</b>	\$0	\$0	\$0	\$0	\$0	\$0	\$0	\$0



## Capital Improvement Program FY2025 thru FY2029 Project Request Form

**Project Title:** Classroom Renovations at Waterman Elementary School

**Project Code:** HCPS5025

**Project Priority:** Priority 2

**Project Type:** RENOVATION

**Start Date (FYE):** 2026

**Department:** 1311

**Status:** Active

**Completion Date (FYE):** 2026

**Description:**

Renovate the classrooms in the primary wing at Waterman Elementary School.

**Justifications:**

Mandated  
Remove hazards  
x-Maintains service  
x-Increase efficiency  
Increase revenues  
x-Improves service  
New service  
Convenience  
Other

**Explanation:**

The primary wing was constructed in 1983. After 40 years of use, it is time to renovate and refresh the classrooms by replacing the carpet with tile, painting the rooms, replacing the ceiling tile, installing LED lights, and replacing the classroom cabinets.

**Alternative:**

Continue current operations.

**Goals and Objectives**

G 7

Expenditures:	Prior	2025	2026	2027	2028	2029	Future	Total
Planning								\$0
Land								\$0
Construction			\$100,000					\$100,000
Equipment								\$0
Other Expenses								\$0
<b>Total</b>	\$0	\$0	\$100,000	\$0	\$0	\$0	\$0	\$100,000

Funding Sources:	Prior	2025	2026	2027	2028	2029	Future	Total
General Revenue			\$100,000					\$100,000
Enterprise Revenue								\$0
Bond Proceeds								\$0
Grants								\$0
Capital Project Fund								\$0
Other Revenue								\$0
<b>Total</b>	\$0	\$0	\$100,000	\$0	\$0	\$0	\$0	\$100,000

Operating Impacts:	Prior	2025	2026	2027	2028	2029	Future	Total
Personnel								\$0
Operating								\$0
Capital								\$0
Offsets								\$0
<b>Total</b>	\$0	\$0	\$0	\$0	\$0	\$0	\$0	\$0



## Capital Improvement Program FY2025 thru FY2029 Project Request Form

**Project Title:** Elevator Replacement at Waterman Elementary School  
**Project Code:** HCPS5125  
**Project Priority:** Priority 2      **Project Type:** REPLACEMENT      **Start Date (FYE):** 2025  
**Department:** 1311      **Status:** Active      **Completion Date (FYE):** 2025

**Description:**

Replace the elevator at Waterman Elementary School.

**Justifications:**

Mandated  
 Remove hazards  
 x-Maintains service  
 x-Increase efficiency  
 Increase revenues  
 x-Improves service  
 New service  
 Convenience  
 Other

**Explanation:**

Replace the elevator at Waterman Elementary School. Our ability to secure repair and secure replacement parts has become more difficult now that the computer and controllers are obsolete. Additionally, the warranty has expired.

**Alternative:**

Continue to maintain and repair elevator as needed with potential service/education interruption.

**Goals and Objectives**

G 7

Expenditures:	Prior	2025	2026	2027	2028	2029	Future	Total
Planning								\$0
Land								\$0
Construction								\$0
Equipment		\$110,000						\$110,000
Other Expenses								\$0
<b>Total</b>	\$0	\$110,000	\$0	\$0	\$0	\$0	\$0	\$110,000

Funding Sources:	Prior	2025	2026	2027	2028	2029	Future	Total
General Revenue		\$110,000						\$110,000
Enterprise Revenue								\$0
Bond Proceeds								\$0
Grants								\$0
Capital Project Fund								\$0
Other Revenue								\$0
<b>Total</b>	\$0	\$110,000	\$0	\$0	\$0	\$0	\$0	\$110,000

Operating Impacts:	Prior	2025	2026	2027	2028	2029	Future	Total
Personnel								\$0
Operating								\$0
Capital								\$0
Offsets								\$0
<b>Total</b>	\$0	\$0	\$0	\$0	\$0	\$0	\$0	\$0



## Capital Improvement Program FY2025 thru FY2029 Project Request Form

**Project Title:** Roof Repair/Replacement at Waterman Elementary School (Ed. Wing)  
**Project Code:** HCPS3724  
**Project Priority:** Priority 2      **Project Type:** REPLACEMENT      **Start Date (FYE):** 2025  
**Department:** 1311      **Status:** Active      **Completion Date (FYE):** 2025

**Description:**

Replace the "Educational Wing" roof section at Waterman Elementary School.

**Justifications:**

- Mandated
- x-Remove hazards
- x-Maintains service
- x-Increase efficiency
- Increase revenues
- x-Improves service
- New service
- Convenience
- Other

**Explanation:**

Replace the "educational wing" roof section at Waterman Elementary School. On an annual basis we must replace and/or repair sections of Waterman's roof as the majority was installed more than 20 years ago (warranty has expired).

**Alternative:**

Make repairs as needed.

**Goals and Objectives**

G 7

Expenditures:	Prior	2025	2026	2027	2028	2029	Future	Total
Planning								\$0
Land								\$0
Construction		\$98,000						\$98,000
Equipment								\$0
Other Expenses								\$0
<b>Total</b>	\$0	\$98,000	\$0	\$0	\$0	\$0	\$0	\$98,000

Funding Sources:	Prior	2025	2026	2027	2028	2029	Future	Total
General Revenue		\$98,000						\$98,000
Enterprise Revenue								\$0
Bond Proceeds								\$0
Grants								\$0
Capital Project Fund								\$0
Other Revenue								\$0
<b>Total</b>	\$0	\$98,000	\$0	\$0	\$0	\$0	\$0	\$98,000

Operating Impacts:	Prior	2025	2026	2027	2028	2029	Future	Total
Personnel								\$0
Operating								\$0
Capital								\$0
Offsets								\$0
<b>Total</b>	\$0	\$0	\$0	\$0	\$0	\$0	\$0	\$0



## Capital Improvement Program FY2025 thru FY2029 Project Request Form

**Project Title:** Roof Repair/Replacement at Waterman Elementary School (Gym)

**Project Code:** HCPS3824

**Project Priority:** Priority 2

**Project Type:** REPLACEMENT

**Start Date (FYE):** 2026

**Department:** 1311

**Status:** Active

**Completion Date (FYE):** 2026

**Description:**

Replace the gym roof section at Waterman Elementary School.

**Justifications:**

- Mandated
- x-Remove hazards
- x-Maintains service
- x-Increase efficiency
- Increase revenues
- x-Improves service
- New service
- Convenience
- Other

**Explanation:**

Replace the gym roof section at Waterman Elementary School. On an annual basis we must replace and/or repair sections of Waterman's roof as the majority was installed more than 20 years ago (warranty has expired).

**Goals and Objectives**

G 7

**Alternative:**

Make repairs as needed.

Expenditures:	Prior	2025	2026	2027	2028	2029	Future	Total
Planning								\$0
Land								\$0
Construction			\$105,000					\$105,000
Equipment								\$0
Other Expenses								\$0
<b>Total</b>	\$0	\$0	\$105,000	\$0	\$0	\$0	\$0	\$105,000

Funding Sources:	Prior	2025	2026	2027	2028	2029	Future	Total
General Revenue			\$105,000					\$105,000
Enterprise Revenue								\$0
Bond Proceeds								\$0
Grants								\$0
Capital Project Fund								\$0
Other Revenue								\$0
<b>Total</b>	\$0	\$0	\$105,000	\$0	\$0	\$0	\$0	\$105,000

Operating Impacts:	Prior	2025	2026	2027	2028	2029	Future	Total
Personnel								\$0
Operating								\$0
Capital								\$0
Offsets								\$0
<b>Total</b>	\$0	\$0	\$0	\$0	\$0	\$0	\$0	\$0





## Capital Improvement Program FY2025 thru FY2029 Project Request Form

**Project Title:** Roof Repair/Replacement at Waterman Elementary School (Caf.)

**Project Code:** HCPS3924

**Project Priority:** Priority 2

**Project Type:** REPLACEMENT

**Start Date (FYE):** 2027

**Department:** 1311

**Status:** Active

**Completion Date (FYE):** 2027

**Description:**

Replace the kitchen/cafeteria roof section at Waterman Elementary School.

**Justifications:**

- Mandated
- x-Remove hazards
- x-Maintains service
- x-Increase efficiency
- Increase revenues
- x-Improves service
- New service
- Convenience
- Other

**Explanation:**

Replace the kitchen/cafeteria roof section at Waterman Elementary School. On an annual basis we must replace and/or repair sections of Waterman's roof as the majority was installed more than 20 years ago (warranty has expired).

**Alternative:**

Make repairs as needed.

**Goals and Objectives**

G 7

Expenditures:	Prior	2025	2026	2027	2028	2029	Future	Total
Planning								\$0
Land								\$0
Construction				\$131,000				\$131,000
Equipment								\$0
Other Expenses								\$0
<b>Total</b>	\$0	\$0	\$0	\$131,000	\$0	\$0	\$0	\$131,000

Funding Sources:	Prior	2025	2026	2027	2028	2029	Future	Total
General Revenue				\$131,000				\$131,000
Enterprise Revenue								\$0
Bond Proceeds								\$0
Grants								\$0
Capital Project Fund								\$0
Other Revenue								\$0
<b>Total</b>	\$0	\$0	\$0	\$131,000	\$0	\$0	\$0	\$131,000

Operating Impacts:	Prior	2025	2026	2027	2028	2029	Future	Total
Personnel								\$0
Operating								\$0
Capital								\$0
Offsets								\$0
<b>Total</b>	\$0	\$0	\$0	\$0	\$0	\$0	\$0	\$0



# Capital Improvement Program FY2025 thru FY2029 Project Request Form

**Project Title:** Raw Water Supply Drought Sources  
**Project Code:** proj251  
**Project Priority:** Priority 2                      **Project Type:** NEW                      **Start Date (FYE):** 2025  
**Department:** 2011                              **Status:** Active                              **Completion Date (FYE):** 2035

**Description:**

Harrisonburg Public Utilities formats its Capital Improvement Program (CIP) to provide funding for two applications:

1. Capital Rehabilitation and Retirement (R&R):  
R&R is the retirement of existing assets at an optimum time near the end of their life cycle but with opportunity to avoid ancillary financial, social or environment burden. The HPU CIP process uses asset retirement date forecasts made from known installation dates and from Manufacturer's Anticipated Service Life (MASL). The CIP process provides Future Asset Replacement Cost (FARC) by inflating the Current Asset Replacement Cost (CARV) by two-and-one-half percent annually to the retirement date.

2. Capital Expansion (Expansion):  
Expansion is the addition of new assets with the purpose of expanding service, capacity, functionality or strategy of operations.

NOTE:  
Because rates cannot be adjusted annually to meet the schedule of fluctuating costs, HPU determines the sum and the uniform funding that is required throughout the immediate upcoming 25 years period. The latter is the Annual Cost of Sustainable Service (ACSO) and is used for funding and expense scheduling. Adjustments are made when rates will not support the ACSO or when expenses are significant to require debt.

**Justifications:**

- x-Mandated
- Remove hazards
- x-Maintains service
- Increase efficiency
- Increase revenues
- Improves service
- x-New service
- Convenience
- x-Other

**Goals and Objectives**

G 14  
O 14.1

**Explanation:**

The guideline document "Raw Water Supply Management Plan, 10th edition" cites the need for HPU to acquire 3.4 MGD of additional drought reliable raw water supply between 2030 and 2037 pending a one percent (1%) to two percent (2%) growth rate in water use. The concept is in the early planning stages where various options are under evaluation. The permitting to acquire additional water supply sources could be lengthy.

R&R: The City strives to provide a level of service such that assets do not fail more than once per 10 year period. Not applicable to this project at this time.

Expansion Projects:  
Options for acquiring the additional 3.4 MGD raw water supply include 1) using Frazier Quarry as an offline storage facility, 2) groundwater wells and piping in the South Fork Shenandoah River watershed, 3) groundwater wells and piping in the Dry River / North River watershed, 4) replacing Silver Lake Pump Station and 5) automating releases and volume controls from Switzer Lake.

Funding Strategy:  
The project cost level is only at the "Order of Magnitude" level. Funding for project(s) will most likely be from borrow as supported by revenue from the sale of potable water. One of the alternatives, the Frazier Quarry Project, may have opportunity to pursue reclamation funding grants.

Environmental Sustainability:  
This project has significant environmental sustainability to the North River, Dry River, and South Fork Shenandoah River as determined by standards set by the Virginia Department of Environmental Quality. The three surface waters are provided instream flow protection during low flow periods. The protection is in the format of water withdrawal restriction set in the Harrisonburg Virginia Water Withdrawal Permit (VWWP). These additional raw water sources will allow HPU to meet the restrictions of the permit and simultaneously meet the water supply business goals. System sustainability is by asset management practices.

**Alternative:**

Revise the water supply business model from 15.0 MGD to 12167 MGD

**Expenditures:**

	Prior	2025	2026	2027	2028	2029	Future	Total
Planning							\$750,000	\$750,000
Land							\$375,000	\$375,000
Construction							\$6,375,000	\$6,375,000
Equipment								\$0
Other Expenses								\$0
<b>Total</b>	<b>\$0</b>	<b>\$0</b>	<b>\$0</b>	<b>\$0</b>	<b>\$0</b>	<b>\$0</b>	<b>\$7,500,000</b>	<b>\$7,500,000</b>

**Funding Sources:**

	Prior	2025	2026	2027	2028	2029	Future	Total
General Revenue								\$0
Enterprise Revenue								\$0
Bond Proceeds							\$7,500,000	\$7,500,000
Grants								\$0
Capital Project Fund								\$0
Other Revenue								\$0
<b>Total</b>	<b>\$0</b>	<b>\$0</b>	<b>\$0</b>	<b>\$0</b>	<b>\$0</b>	<b>\$0</b>	<b>\$7,500,000</b>	<b>\$7,500,000</b>

**Operating Impacts:**

	Prior	2025	2026	2027	2028	2029	Future	Total
Personnel								\$0
Operating								\$0
Capital								\$0
Offsets								\$0
<b>Total</b>	<b>\$0</b>	<b>\$0</b>	<b>\$0</b>	<b>\$0</b>	<b>\$0</b>	<b>\$0</b>	<b>\$0</b>	<b>\$0</b>



# Capital Improvement Program FY2025 thru FY2029 Project Request Form

**Project Title:** WESTERN RAW WATERLINE (910161-48621)  
**Project Code:** proj202  
**Project Priority:** Priority 2                      **Project Type:** REPLACEMENT                      **Start Date (FYE):** 1995  
**Department:** 2011                                      **Status:** Active                                      **Completion Date (FYE):** 2046

**Description:**

Harrisonburg Public Utilities formats its Capital Improvement Program (CIP) to provide funding for two applications:

1. Capital Rehabilitation and Retirement (R&R):  
R&R is the retirement of existing assets at an optimum time near the end of their life cycle but with opportunity to avoid ancillary financial, social or environment burden. The HPU CIP process uses asset retirement date forecasts made from known installation dates and from Manufacturer's Anticipated Service Life (MASL). The CIP process provides Future Asset Replacement Cost (FARC) by inflating the Current Asset Replacement Cost (CARV) by two-and-one-half percent annually to the retirement date.
2. Capital Expansion (Expansion):  
Expansion is the addition of new assets with the purpose of expanding service, capacity, functionality or strategy of operations.

**NOTE:**  
Because rates cannot be adjusted annually to meet the schedule of fluctuating costs, HPU determines the sum and the uniform funding that is required throughout the immediate upcoming 25 years period. The latter is the Annual Cost of Sustainable Service (ACSO) and is used for funding and expense scheduling. Adjustments are made when rates will not support the ACSO or when expenses are significant to require debt.

**Justifications:**

Mandated  
 x-Remove hazards  
 x-Maintains service  
 x-Increase efficiency  
 x-Increase revenues  
 x-Improves service  
 New service  
 Convenience  
 Other

**Goals and Objectives**

G 14  
 O 14.1

**Explanation:**

The Western Raw Waterline is a capital expansion project with unique and inherent R&R benefits.

- 1) Complete 30" raw waterline  
 Phase 3.1 Bellview to 5260 Rawley Pike \$2.0M 2025  
 Phase 3.2 5260 Rawley Pike to 5833 Rawley Pike \$1.5M 2029  
 Phase 3.3 5833 Rawley Pike to VPGC \$15M 2034  
 Phase 3.4 VPGA Coopers Mountain \$17.3M bond 2035
- 2) Virginia Water Withdrawal Permit (VWWP) compliance  
 DRI & NRI Aquatic Screens \$7.6M bond 2025
- 3) ACSO  
 North River Corrosion Mitigation \$80K 2021-2035  
 (CARV = \$28,914,523 | ENR = 13,424.98)  
 North River Pipeline R&R: 2059-2071

**ENVIRONMENTAL/SUSTAINABILITY:** Water supply from the Dry River water source has inherent environmental and sustainable value from an energy management perspective. As the pipe delivery size is expanded from 16" diameter to 24" or 30", each additional 1 million gallon delivered will save 2,200 to 3,500 kW-hrs of electricity. System sustainability is by asset management practices.

**Alternative:**

Limited opportunity to change project scope but schedule can be altered with acceptance of risk. Screens at source intakes are mandated by VWWP 16-0730 (Alternatives to be negotiated)

Expenditures:	Prior	2025	2026	2027	2028	2029	Future	Total
Planning								\$0
Land								\$0
Construction	\$6,917,879	\$9,500,000		119		\$1,500,000	\$18,790,000	\$36,707,879
Equipment		\$80,000	\$80,000	80,000	\$80,000	\$80,000	\$240,000	\$640,000



Other Expenses									
<b>Total</b>		\$6,917,879	\$9,580,000	\$80,000	\$80,000	\$80,000	\$1,580,000	\$19,030,000	\$37,347,879
<b>Funding Sources:</b>		Prior	2025	2026	2027	2028	2029	Future	Total
General Revenue									\$0
Enterprise Revenue		\$7,917,879	\$380,000	\$380,000	\$380,000	\$380,000	\$380,000	\$1,740,000	\$11,557,879
Bond Proceeds			\$7,500,000					\$17,290,000	\$24,790,000
Grants			\$1,000,000						\$1,000,000
Capital Project Fund									\$0
Other Revenue									\$0
<b>Total</b>		\$7,917,879	\$8,880,000	\$380,000	\$380,000	\$380,000	\$380,000	\$19,030,000	\$37,347,879
<b>Operating Impacts:</b>		Prior	2025	2026	2027	2028	2029	Future	Total
Personnel									\$0
Operating									\$0
Capital									\$0
Offsets									\$0
<b>Total</b>		\$0	\$0	\$0	\$0	\$0	\$0	\$0	\$0



# Capital Improvement Program FY2025 thru FY2029 Project Request Form

**Project Title:** Rural Potable Projects (910161-48670)  
**Project Code:** proj213  
**Project Priority:** Priority 2                      **Project Type:** REPLACEMENT                      **Start Date (FYE):** 2008  
**Department:** 2011                              **Status:** Active                                      **Completion Date (FYE):** 2046

**Description:**

Harrisonburg Public Utilities formats its Capital Improvement Program (CIP) to provide funding for two applications:

1. Capital Rehabilitation and Retirement (R&R):  
R&R is the retirement of existing assets at an optimum time near the end of their life cycle but with opportunity to avoid ancillary financial, social or environment burden. The HPU CIP process uses asset retirement date forecasts made from known installation dates and from Manufacturer's Anticipated Service Life (MASL). The CIP process provides Future Asset Replacement Cost (FARC) by inflating the Current Asset Replacement Cost (CARV) by two-and-one-half percent annually to the retirement date.

2. Capital Expansion (Expansion):  
Expansion is the addition of new assets with the purpose of expanding service, capacity, functionality or strategy of operations.

NOTE:  
Because rates cannot be adjusted annually to meet the schedule of fluctuating costs, HPU determines the sum and the uniform funding that is required throughout the immediate upcoming 25 years period. The latter is the Annual Cost of Sustainable Service (ACSO) and is used for funding and expense scheduling. Adjustments are made when rates will not support the ACSO or when expenses are significant to require debt.

**Justifications:**

Mandated  
x-Remove hazards  
x-Maintains service  
x-Increase efficiency  
Increase revenues  
x-Improves service  
New service  
Convenience  
Other

**Goals and Objectives**

G 14  
O 14.1

**Explanation:**

Rehabilitation and Retirement (R&R):  
100% CARV = \$15,547,821  
NBV = \$4,468,942  
25 Yr CARV = \$9,474,134  
25 Yr FARC = \$3,166,079  
25 Yr ACSO = \$126,643  
ENR = 13,424.98  
The majority of pipe assets will retire 2039-2079 with a unique strategy to convert raw water assets to potable use through 2039.

ENVIRONMENTAL/SUSTAINABILITY: System sustainability by asset management practices.

R&R: The City strives to provide a level of service such that assets do not fail more than once per 10 year period. Failure modes vary, but generally are expressed in terms of a loss or decrease in service to the customer. Assets that do not meet this 10 year level of service are targeted for replacement under R&R. Targeted modes of failure include: Structural, Capacity, and Obsolescence. Asset replacements are sometimes grouped with other local projects to take advantage of opportunities to share costs or minimize repeat impacts to the project area.

EXPANSION PROJECTS:  
Risk Management Loops = \$40,000: 2025-2028  
16" Conversion, Phase 3 = \$50,000: 2025-2034  
16" Conversion Phase 4 = \$250,000: 2035  
CMZ 10" Replacement = \$300,000: 2025-2027 & \$198,218: 2028

FUNDING STRATEGY:  
R&R = \$126,643/yr: 2025-2049  
Expansion = \$0/yr: 2025-2029  
Total CIP funding requires backloading R&R expenses and progressive rate adjustments.

**Alternative:**

Accept the risk of pipeline failures, loss of service and increased repair costs.



<b>Expenditures:</b>	Prior	2025	2026	2027	2028	2029	Future	Total
Planning								\$0
Land								\$0
Construction		\$390,000	\$390,000	\$390,000	\$288,218	\$90,000	\$500,000	\$2,048,218
Equipment	\$2,122,000	\$20,000	\$20,000	\$20,000	\$20,000	\$20,000	\$3,066,075	\$5,288,075
Other Expenses								\$0
<b>Total</b>	<b>\$2,122,000</b>	<b>\$410,000</b>	<b>\$410,000</b>	<b>\$410,000</b>	<b>\$308,218</b>	<b>\$110,000</b>	<b>\$3,566,075</b>	<b>\$7,336,293</b>

<b>Funding Sources:</b>	Prior	2025	2026	2027	2028	2029	Future	Total
General Revenue								\$0
Enterprise Revenue	\$2,122,000	\$516,643	\$516,643	\$516,643	\$414,861	\$216,643	\$3,032,860	\$7,336,293
Bond Proceeds								\$0
Grants								\$0
Capital Project Fund								\$0
Other Revenue								\$0
<b>Total</b>	<b>\$2,122,000</b>	<b>\$516,643</b>	<b>\$516,643</b>	<b>\$516,643</b>	<b>\$414,861</b>	<b>\$216,643</b>	<b>\$3,032,860</b>	<b>\$7,336,293</b>

<b>Operating Impacts:</b>	Prior	2025	2026	2027	2028	2029	Future	Total
Personnel								\$0
Operating								\$0
Capital								\$0
Offsets								\$0
<b>Total</b>	<b>\$0</b>	<b>\$0</b>	<b>\$0</b>	<b>\$0</b>	<b>\$0</b>	<b>\$0</b>	<b>\$0</b>	<b>\$0</b>



# Capital Improvement Program FY2025 thru FY2029 Project Request Form

**Project Title:** Management of Pumping, Storage & Transfer Assets (910161-48688)  
**Project Code:** proj216  
**Project Priority:** Priority 2                      **Project Type:** REPLACEMENT                      **Start Date (FYE):** 2012  
**Department:** 2011                              **Status:** Active                                      **Completion Date (FYE):** 2046

**Description:**

Harrisonburg Public Utilities formats its Capital Improvement Program (CIP) to provide funding for two applications:

1. Capital Rehabilitation and Retirement (R&R):  
 R&R is the retirement of existing assets at an optimum time near the end of their life cycle but with opportunity to avoid ancillary financial, social or environment burden. The HPU CIP process uses asset retirement date forecasts made from known installation dates and from Manufacturer's Anticipated Service Life (MASL). The CIP process provides Future Asset Replacement Cost (FARC) by inflating the Current Asset Replacement Cost (CARV) by two-and-one-half percent annually to the retirement date.

2. Capital Expansion (Expansion):  
 Expansion is the addition of new assets with the purpose of expanding service, capacity, functionality or strategy of operations.

NOTE:  
 Because rates cannot be adjusted annually to meet the schedule of fluctuating costs, HPU determines the sum and the uniform funding that is required throughout the immediate upcoming 25 years period. The latter is the Annual Cost of Sustainable Service (ACSO) and is used for funding and expense scheduling. Adjustments are made when rates will not support the ACSO or when expenses are significant to require debt.

**Justifications:**

Mandated  
 x-Remove hazards  
 x-Maintains service  
 x-Increase efficiency  
 Increase revenues  
 x-Improves service  
 New service  
 Convenience  
 Other

**Goals and Objectives**

G 14  
 O 14.1

**Explanation:**

REHABILITATION & RETIREMENT (R&R):  
 100% CARV = \$33,748,745  
 NBV = \$21,794,184  
 25 Yr CARV = \$5,704,018  
 25 Yr FARC = \$8,222,634  
 25 Yr ACSO = \$328,905  
 ENR = 13,424.98

Walker Tank Demo: 2025; Garber's Church PS Rehab: 2025; JMU Tank Rehab: 2025; CRVV Valve Control: 2025; Parkview Station Fire Pump Rehab: 2027; Ramblewood Tank Rehab: Beyond; Tower St Tank Rehab: Beyond; Coopers Mt Tank Rehab: Beyond; EMU Tank Rehab: Beyond; Ridgeville Tank Rehab: Beyond

ENVIRONMENTAL/SUSTAINABILITY: The Pumps Division will incur future CIP allocations to become and operate more sustainable. A continuous energy management program is on-going to determine where operating efficiency can be improved and study where sustainable energy sources can be implemented within the water infrastructure. System sustainability is by asset management practices.


R&R: The City strives to provide a level of service such that assets do not fail more than once per 10 year period. Failure modes vary, but generally are expressed in terms of a loss or decrease in service to the customer. Assets that do not meet this 10 year level of service are targeted for replacement under R&R. Targeted modes of failure include: Structural, Capacity, and Obsolescence. Asset replacements are sometimes grouped with other local projects to take advantage of opportunities to share costs or minimize repeat impacts to the project area.

**Alternative:**

Accept the risk of pipeline failures, loss of service and increased repair costs.

Expenditures:	Prior	2025	2026	2027	2028	2029	Future	Total
Planning				123				\$0
Land								\$0





Construction	\$2,974,546						\$5,000,000	\$7,974,546
Equipment		\$350,000	\$350,000	\$350,000	\$350,000	\$350,000	\$7,000,000	\$8,750,000
Other Expenses								\$0
<b>Total</b>	<b>\$2,974,546</b>	<b>\$350,000</b>	<b>\$350,000</b>	<b>\$350,000</b>	<b>\$350,000</b>	<b>\$350,000</b>	<b>\$12,000,000</b>	<b>\$16,724,546</b>

**Funding Sources:**

	Prior	2025	2026	2027	2028	2029	Future	Total
General Revenue								\$0
Enterprise Revenue	\$2,974,546	\$350,000	\$350,000	\$350,000	\$350,000	\$350,000	\$7,000,000	\$11,724,546
Bond Proceeds							\$5,000,000	\$5,000,000
Grants								\$0
Capital Project Fund								\$0
Other Revenue								\$0
<b>Total</b>	<b>\$2,974,546</b>	<b>\$350,000</b>	<b>\$350,000</b>	<b>\$350,000</b>	<b>\$350,000</b>	<b>\$350,000</b>	<b>\$12,000,000</b>	<b>\$16,724,546</b>

**Operating Impacts:**

	Prior	2025	2026	2027	2028	2029	Future	Total
Personnel								\$0
Operating								\$0
Capital								\$0
Offsets								\$0
<b>Total</b>	<b>\$0</b>	<b>\$0</b>	<b>\$0</b>	<b>\$0</b>	<b>\$0</b>	<b>\$0</b>	<b>\$0</b>	<b>\$0</b>



# Capital Improvement Program FY2025 thru FY2029 Project Request Form

**Project Title:** Management of Transmission & Distribution: Assets (48732)  
**Project Code:** proj215A  
**Project Priority:** Priority 2                      **Project Type:** REPLACEMENT                      **Start Date (FYE):** 2013  
**Department:** 2011                              **Status:** Active                                      **Completion Date (FYE):** 2046

**Description:**

Harrisonburg Public Utilities formats its Capital Improvement Program (CIP) to provide funding for two applications:

1. Capital Rehabilitation and Retirement (R&R):  
 R&R is the retirement of existing assets at an optimum time near the end of their life cycle but with opportunity to avoid ancillary financial, social or environment burden. The HPU CIP process uses asset retirement date forecasts made from known installation dates and from Manufacturer's Anticipated Service Life (MASL). The CIP process provides Future Asset Replacement Cost (FARC) by inflating the Current Asset Replacement Cost (CARV) by two-and-one-half percent annually to the retirement date.

2. Capital Expansion (Expansion):  
 Expansion is the addition of new assets with the purpose of expanding service, capacity, functionality or strategy of operations.

NOTE:  
 Because rates cannot be adjusted annually to meet the schedule of fluctuating costs, HPU determines the sum and the uniform funding that is required throughout the immediate upcoming 25 years period. The latter is the Annual Cost of Sustainable Service (ACSO) and is used for funding and expense scheduling. Adjustments are made when rates will not support the ACSO or when expenses are significant to require debt.

**Justifications:**

Mandated  
 Remove hazards  
 x-Maintains service  
 x-Increase efficiency  
 Increase revenues  
 x-Improves service  
 New service  
 Convenience  
 x-Other

**Goals and Objectives**

G 14  
 O 14.1

**Explanation:**

**Rehabilitation and Retirement (R&R):**  
 100% CARV = \$109,391,156  
 NBV = \$53,779,961  
 25 Yr CARV = \$18,345,914  
 25 Yr FARC = \$24,407,076  
 25 Yr ACSO = \$976,283  
 ENR = 13,424.98

The heaviest distribution of asset replacement will occur 2049-2079

ENVIRONMENTAL/SUSTAINABILITY: System sustainability is by asset management practices.

R&R: The City strives to provide a level of service such that assets do not fail more than once per 10 year period. Failure modes vary, but generally are expressed in terms of a loss or decrease in service to the customer. Assets that do not meet this 10 year level of service are targeted for replacement under R&R. Targeted modes of failure include: Structural, Capacity, and Obsolescence. Asset replacements are sometimes grouped with other local projects to take advantage of opportunities to share costs or minimize repeat impacts to the project area.

Expansion Projects:  
 Water Main Extension Applications: \$50,000 annually

Funding Strategy:  
 R&R = \$1,000,000/yr: (2005-2049)  
 Expansion = \$50,000/yr: (2025-2029)  
 Total CIP funding requires backloading R&R expenses and progressive rate adjustments.

**Alternative:**

Accept the risk of pipeline failures, loss of service and increased repair costs.

Expenditures:	Prior	2025	2026	125 2027	2028	2029	Future	Total
Planning								\$0



Land								\$0
Construction	\$6,204,392	\$50,000	\$50,000	\$50,000	\$50,000	\$50,000	\$1,000,000	\$7,454,392
Equipment		\$1,000,000	\$1,000,000	\$1,000,000	\$1,000,000	\$1,000,000	\$20,000,000	\$25,000,000
Other Expenses								\$0
<b>Total</b>	<b>\$6,204,392</b>	<b>\$1,050,000</b>	<b>\$1,050,000</b>	<b>\$1,050,000</b>	<b>\$1,050,000</b>	<b>\$1,050,000</b>	<b>\$21,000,000</b>	<b>\$32,454,392</b>

<b>Funding Sources:</b>	Prior	2025	2026	2027	2028	2029	Future	Total
General Revenue								\$0
Enterprise Revenue	\$6,204,392	\$1,050,000	\$1,050,000	\$1,050,000	\$1,050,000	\$1,050,000	\$21,000,000	\$32,454,392
Bond Proceeds								\$0
Grants								\$0
Capital Project Fund								\$0
Other Revenue								\$0
<b>Total</b>	<b>\$6,204,392</b>	<b>\$1,050,000</b>	<b>\$1,050,000</b>	<b>\$1,050,000</b>	<b>\$1,050,000</b>	<b>\$1,050,000</b>	<b>\$21,000,000</b>	<b>\$32,454,392</b>

<b>Operating Impacts:</b>	Prior	2025	2026	2027	2028	2029	Future	Total
Personnel								\$0
Operating								\$0
Capital								\$0
Offsets								\$0
<b>Total</b>	<b>\$0</b>	<b>\$0</b>	<b>\$0</b>	<b>\$0</b>	<b>\$0</b>	<b>\$0</b>	<b>\$0</b>	<b>\$0</b>



# Capital Improvement Program FY2025 thru FY2029 Project Request Form

**Project Title:** Management of Water Treatment Assets (910161 48733)  
**Project Code:** proj218  
**Project Priority:** Priority 2                      **Project Type:** REPLACEMENT                      **Start Date (FYE):** 2013  
**Department:** 2011                              **Status:** Active                                      **Completion Date (FYE):** 2046

**Description:**

Harrisonburg Public Utilities formats its Capital Improvement Program (CIP) to provide funding for two applications:

1. Capital Rehabilitation and Retirement (R&R):  
 R&R is the retirement of existing assets at an optimum time near the end of their life cycle but with opportunity to avoid ancillary financial, social or environment burden. The HPU CIP process uses asset retirement date forecasts made from known installation dates and from Manufacturer's Anticipated Service Life (MASL). The CIP process provides Future Asset Replacement Cost (FARC) by inflating the Current Asset Replacement Cost (CARV) by two-and-one-half percent annually to the retirement date.

2. Capital Expansion (Expansion):  
 Expansion is the addition of new assets with the purpose of expanding service, capacity, functionality or strategy of operations.

NOTE:  
 Because rates cannot be adjusted annually to meet the schedule of fluctuating costs, HPU determines the sum and the uniform funding that is required throughout the immediate upcoming 25 years period. The latter is the Annual Cost of Sustainable Service (ACSO) and is used for funding and expense scheduling. Adjustments are made when rates will not support the ACSO or when expenses are significant to require debt.

**Justifications:**

Mandated  
 x-Remove hazards  
 x-Maintains service  
 x-Increase efficiency  
 Increase revenues  
 Improves service  
 New service  
 Convenience  
 Other

**Goals and Objectives**

G 14  
 O 14.1

**Explanation:**

**Rehabilitation and Retirement (R&R):**  
 100% CARV = \$21,427,185  
 NBV = \$10,927,102  
 25 Yr CARV = \$857,087  
 25 Yr FARC = \$13,964,977  
 25 Yr ACSO = \$558,599  
 ENR = 13,424.98  
 Large expenditure expected in 2044 and 2079

**ENVIRONMENTAL/SUSTAINABILITY:** The water treatment plant will have future CIP allocations to become and operate more sustainable. A continuous energy management program is ongoing to determine where operating efficiency can be improved. A software has previously been purchased to optimize pumping efficiency from its raw water pump station. We will also continue to investigate and pursue new SCADA configurations and software for optimizing water source selection and efficiency. System sustainability is by asset management practices.

**R&R:** The City strives to provide a level of service such that assets do not fail more than once per 10 year period. Failure modes vary, but generally are expressed in terms of a loss or decrease in service to the customer. Assets that do not meet this 10 year level of service are targeted for replacement under R&R. Targeted modes of failure include: Structural, Capacity, and Obsolescence. Asset replacements are sometimes grouped with other local projects to take advantage of opportunities to share costs or minimize repeat impacts to the project area.

**Alternative:**


None.

Expenditures:	Prior	2025	2026	2027	2028	2029	Future	Total
Planning								\$0
Land								\$0
Construction				127				\$0
Equipment	\$1,241,107	\$558,599	\$558,599	558,599	\$558,599	\$558,599	\$11,171,980	\$15,206,082



Other Expenses									
<b>Total</b>		\$1,241,107	\$558,599	\$558,599	\$558,599	\$558,599	\$558,599	\$11,171,980	\$15,206,082
<b>Funding Sources:</b>		Prior	2025	2026	2027	2028	2029	Future	Total
General Revenue									\$0
Enterprise Revenue		\$1,241,107	\$558,599	\$558,599	\$558,599	\$558,599	\$558,599	\$11,171,980	\$15,206,082
Bond Proceeds									\$0
Grants									\$0
Capital Project Fund									\$0
Other Revenue									\$0
<b>Total</b>		\$1,241,107	\$558,599	\$558,599	\$558,599	\$558,599	\$558,599	\$11,171,980	\$15,206,082
<b>Operating Impacts:</b>		Prior	2025	2026	2027	2028	2029	Future	Total
Personnel									\$0
Operating									\$0
Capital									\$0
Offsets									\$0
<b>Total</b>		\$0	\$0	\$0	\$0	\$0	\$0	\$0	\$0





General Revenue								\$0
Enterprise Revenue	\$2,039,393	\$25,000	\$25,000	\$25,000	\$25,000	\$25,000	\$500,000	\$2,664,393
Bond Proceeds								\$0
Grants								\$0
Capital Project Fund								\$0
Other Revenue								\$0
<b>Total</b>	<b>\$2,039,393</b>	<b>\$25,000</b>	<b>\$25,000</b>	<b>\$25,000</b>	<b>\$25,000</b>	<b>\$25,000</b>	<b>\$500,000</b>	<b>\$2,664,393</b>

<b>Operating Impacts:</b>	Prior	2025	2026	2027	2028	2029	Future	Total
Personnel								\$0
Operating								\$0
Capital								\$0
Offsets								\$0
<b>Total</b>	<b>\$0</b>	<b>\$0</b>	<b>\$0</b>	<b>\$0</b>	<b>\$0</b>	<b>\$0</b>	<b>\$0</b>	<b>\$0</b>



# Capital Improvement Program FY2025 thru FY2029 Project Request Form

**Project Title:** Facilities (910161-48757)  
**Project Code:** wat210  
**Project Priority:** Priority 2      **Project Type:** ADDITION & RENOVATION      **Start Date (FYE):** 2009  
**Department:** 2011      **Status:** Active      **Completion Date (FYE):** 2046

**Description:**

Harrisonburg Public Utilities formats its Capital Improvement Program (CIP) to provide funding for two applications:

1. Capital Rehabilitation and Retirement (R&R):  
 R&R is the retirement of existing assets at an optimum time near the end of their life cycle but with opportunity to avoid ancillary financial, social or environment burden. The HPU CIP process uses asset retirement date forecasts made from known installation dates and from Manufacturer's Anticipated Service Life (MASL). The CIP process provides Future Asset Replacement Cost (FARC) by inflating the Current Asset Replacement Cost (CARV) by two-and-one-half percent annually to the retirement date.

2. Capital Expansion (Expansion):  
 Expansion is the addition of new assets with the purpose of expanding service, capacity, functionality or strategy of operations.

NOTE:  
 Because rates cannot be adjusted annually to meet the schedule of fluctuating costs, HPU determines the sum and the uniform funding that is required throughout the immediate upcoming 25 years period. The latter is the Annual Cost of Sustainable Service (ACSO) and is used for funding and expense scheduling. Adjustments are made when rates will not support the ACSO or when expenses are significant to require debt.

**Justifications:**

Mandated  
 Remove hazards  
 Maintains service  
 x-Increase efficiency  
 Increase revenues  
 Improves service  
 New service  
 x-Convenience  
 x-Other

**Goals and Objectives**

G 14  
 O 14.1

**Explanation:**

**Rehabilitation and Retirement (R&R):**  
 100% CARV = \$5,705,901  
 NBV = \$2,716,081  
 25 Yr CARV = \$1,811,085  
 25 Yr FARC = \$2,190,430  
 25 Yr ACSO = \$87,617  
 ENR = 13,424.98  
 Distribution of assets replacement one significant in 2065.

**ENVIRONMENTAL/SUSTAINABILITY:**

R&R: HPU staff intends to manage the WOC building and grounds to sustain functionality and safety of the facilities. The Facility is divided into Structural, Mechanical, Electrical and Plumbing categories. Assets within each category will be replaced as needed to sustain safe operations. (ALL R&R EXPENSES ARE SHARED EQUALLY BETWEEN WATER AND SEWER) System sustainability is by asset management practices.


**FUNDING STRATEGY:**  
 R&R = \$44,000/yr: (2025-2049)  
 Expansion = \$0/yr (2025-2029)

**Alternative:**

Expenditures:	Prior	2025	2026	2027	2028	2029	Future	Total
Planning								\$0
Land								\$0
Construction								\$0
Equipment	\$404,042	\$44,000	\$44,000	\$44,000	\$44,000	\$44,000	\$880,000	\$1,504,042
Other Expenses								\$0
<b>Total</b>	<b>\$404,042</b>	<b>\$44,000</b>	<b>\$44,000</b>	<b>\$44,000</b>	<b>\$44,000</b>	<b>\$44,000</b>	<b>\$880,000</b>	<b>\$1,504,042</b>

Funding Sources:	Prior	2025	2026	2027	2028	2029	Future	Total
				131				





General Revenue	\$404,042	\$44,000	\$44,000	\$44,000	\$44,000	\$44,000	\$880,000	\$1,504,042
Enterprise Revenue								\$0
Bond Proceeds								\$0
Grants								\$0
Capital Project Fund								\$0
Other Revenue								\$0
<b>Total</b>	<b>\$404,042</b>	<b>\$44,000</b>	<b>\$44,000</b>	<b>\$44,000</b>	<b>\$44,000</b>	<b>\$44,000</b>	<b>\$880,000</b>	<b>\$1,504,042</b>

<b>Operating Impacts:</b>	Prior	2025	2026	2027	2028	2029	Future	Total
Personnel								\$0
Operating								\$0
Capital								\$0
Offsets								\$0
<b>Total</b>	<b>\$0</b>	<b>\$0</b>	<b>\$0</b>	<b>\$0</b>	<b>\$0</b>	<b>\$0</b>	<b>\$0</b>	<b>\$0</b>



# Capital Improvement Program FY2025 thru FY2029 Project Request Form

**Project Title:** BLACKS RUN INTERCEPTOR UPGRADE PROG (911161-48641)  
**Project Code:** sew203  
**Project Priority:** Priority 2                      **Project Type:** REPLACEMENT                      **Start Date (FYE):** 1991  
**Department:** 2012                              **Status:** Active                                      **Completion Date (FYE):** 2046

**Description:**

Harrisonburg Public Utilities formats its Capital Improvement Program (CIP) to provide funding for two applications:

1. Capital Rehabilitation and Retirement (R&R):  
R&R is the retirement of existing assets at an optimum time near the end of their life cycle but with opportunity to avoid ancillary financial, social or environment burden. The HPU CIP process uses asset retirement date forecasts made from known installation dates and from Manufacturer's Anticipated Service Life (MASL). The CIP process provides Future Asset Replacement Cost (FARC) by inflating the Current Asset Replacement Cost (CARV) by two-and-one-half percent annually to the retirement date.

2. Capital Expansion (Expansion):  
Expansion is the addition of new assets with the purpose of expanding service, capacity, functionality or strategy of operations.

NOTE:  
Because rates cannot be adjusted annually to meet the schedule of fluctuating costs, HPU determines the sum and the uniform funding that is required throughout the immediate upcoming 25 years period. The latter is the Annual Cost of Sustainable Service (ACSO) and is used for funding and expense scheduling. Adjustments are made when rates will not support the ACSO or when expenses are significant to require debt.

**Justifications:**

Mandated  
x-Remove hazards  
x-Maintains service  
Increase efficiency  
x-Increase revenues  
x-Improves service  
x-New service  
Convenience  
Other

**Goals and Objectives**

G 14  
O 14.2

**Explanation:**

Rehabilitation and Retirement (R&R):  
100% CARV = \$29,632,931  
NBV = \$16,115,120  
25 Yr CARV = \$2,328,095  
25 Yr FARC = \$2,753,456  
25 Yr ACSO = \$110,138  
ENR = 13,424.98

Distribution of pipe assets retirements is heaviest in the 2054-2063 period of the replacement schedule.

EXPANSION PROJECTS:  
ILOS Flow Monitor 5yr Update: 2025: \$100,000; Beyond: \$400,000  
ILOS Current 10 yr 24-hr storm: \$251,370 per year to 2030: \$1,105,540 per year 2031-2053  
ILOS Build Out 10 yr 24-hr storm: \$1,105,540 per year 2054 to 2060  
RJN hydraulic analysis identified 143 pipes and 8 manholes under capacity for current 10-year LOS  
RJN hydraulic analysis identified 175 pipes and 8 manholes under capacity for full buildout 10-year LOS

ENVIRONMENT/SUSTAINABILITY:  
Reduction of infiltration and inflow into the sanitary sewer collection system will increase environmental sustainability by reducing the amount of required wastewater treatment processes. Wastewater treatment generates carbon through electrical consumption, sludge treatment/disposal, and chemical usage. Upgrades to the public sanitary sewer collection system will reduce infiltration and inflow. System sustainability is by asset management practices.

R&R: The City strives to provide a level of service such that assets do not fail more than once per 10 year period. Failure modes vary, but generally are expressed in terms of a loss or decrease in service to the customer. Assets that do not meet this 10 year level of service are targeted for replacement under R&R. Targeted modes of failure include: Structural, Capacity, and Obsolescence. Asset replacements are sometimes grouped with other local projects to take advantage of opportunities to share costs or minimize repeat impacts to the project area.

**Alternative:**

Reactive Approach 133

**Expenditures:**

	Prior	2025	2026	2027	2028	2029	Future	Total
Planning								\$0
Land								\$0
Construction		\$351,370	\$251,370	\$251,370	\$251,370	\$251,370	\$26,532,960	\$27,889,810
Equipment	\$7,016,191	\$110,138	\$110,138	\$110,138	\$110,138	\$110,138	\$2,643,312	\$10,210,193
Other Expenses								\$0
<b>Total</b>	<b>\$7,016,191</b>	<b>\$461,508</b>	<b>\$361,508</b>	<b>\$361,508</b>	<b>\$361,508</b>	<b>\$361,508</b>	<b>\$29,176,272</b>	<b>\$38,100,003</b>

**Funding Sources:**

	Prior	2025	2026	2027	2028	2029	Future	Total
General Revenue								\$0
Enterprise Revenue	\$7,016,191	\$461,508	\$361,508	\$361,508	\$361,508	\$361,508	\$29,176,272	\$38,100,003
Bond Proceeds								\$0
Grants								\$0
Capital Project Fund								\$0
Other Revenue								\$0
<b>Total</b>	<b>\$7,016,191</b>	<b>\$461,508</b>	<b>\$361,508</b>	<b>\$361,508</b>	<b>\$361,508</b>	<b>\$361,508</b>	<b>\$29,176,272</b>	<b>\$38,100,003</b>

**Operating Impacts:**

	Prior	2025	2026	2027	2028	2029	Future	Total
Personnel								\$0
Operating								\$0
Capital								\$0
Offsets								\$0
<b>Total</b>	<b>\$0</b>	<b>\$0</b>	<b>\$0</b>	<b>\$0</b>	<b>\$0</b>	<b>\$0</b>	<b>\$0</b>	<b>\$0</b>



# Capital Improvement Program FY2025 thru FY2029 Project Request Form

**Project Title:** Management of Metering (911161-48734)  
**Project Code:** sew217  
**Project Priority:** Priority 2                      **Project Type:** REPLACEMENT                      **Start Date (FYE):** 2020  
**Department:** 2012                              **Status:** Active                                      **Completion Date (FYE):** 2046

**Description:**

Harrisonburg Public Utilities formats its Capital Improvement Program (CIP) to provide funding for two applications:

1. Capital Rehabilitation and Retirement (R&R):  
 R&R is the retirement of existing assets at an optimum time near the end of their life cycle but with opportunity to avoid ancillary financial, social or environment burden. The HPU CIP process uses asset retirement date forecasts made from known installation dates and from Manufacturer's Anticipated Service Life (MASL). The CIP process provides Future Asset Replacement Cost (FARC) by inflating the Current Asset Replacement Cost (CARV) by two-and-one-half percent annually to the retirement date.

2. Capital Expansion (Expansion):  
 Expansion is the addition of new assets with the purpose of expanding service, capacity, functionality or strategy of operations.

NOTE:  
 Because rates cannot be adjusted annually to meet the schedule of fluctuating costs, HPU determines the sum and the uniform funding that is required throughout the immediate upcoming 25 years period. The latter is the Annual Cost of Sustainable Service (ACSO) and is used for funding and expense scheduling. Adjustments are made when rates will not support the ACSO or when expenses are significant to require debt.

**Justifications:**

Mandated  
 Remove hazards  
 x-Maintains service  
 x-Increase efficiency  
 x-Increase revenues  
 x-Improves service  
 New service  
 Convenience  
 Other

**Goals and Objectives**

G 14  
 O 14.1

**Explanation:**

**Rehabilitation and Retirement (R&R):**  
 100% CARV = \$2,362,029.14  
 NBV = \$827,508.87  
 25 Yr CARV = \$2,079,771.33  
 25 Yr FARC = \$1,204,706.95  
 25 Yr ACSO = \$48,188.28  
 ENR = 13,424.98  
 Distribution of asset management is generally uniform through the replacement schedule.

**ENVIRONMENTAL/SUSTAINABILITY:** Metering is a key component of water resource management system. Sustainability is by asset management practices.


**R&R:** The City strives to provide a level of service such that assets do not fail more than once per 10 year period. Failure modes vary, but generally are expressed in terms of a loss or decrease in service to the customer. Assets that do not meet this 10 year level of service are targeted for replacement under R&R. Targeted modes of failure include: Structural, Capacity, and Obsolescence  
 . Asset replacements are sometimes grouped with other local projects to take advantage of opportunities to share costs or minimize repeat impacts to the project area.

**Alternative:**

Accept the risk of meter failures and lost revenue.

Expenditures:	Prior	2025	2026	2027	2028	2029	Future	Total
Planning								\$0
Land								\$0
Construction	\$1,677,663	\$125,000	\$125,000	\$125,000	\$125,000	\$125,000	\$500,000	\$2,802,663
Equipment		\$48,188	\$48,188	\$48,188	\$48,188	\$48,188	\$963,760	\$1,204,700
Other Expenses								\$0
<b>Total</b>	<b>\$1,677,663</b>	<b>\$173,188</b>	<b>\$173,188</b>	<b>\$173,188</b>	<b>\$173,188</b>	<b>\$173,188</b>	<b>\$1,463,760</b>	<b>\$4,007,363</b>

Funding Sources:	Prior	2025	2026	2027	2028	2029	Future	Total
------------------	-------	------	------	------	------	------	--------	-------



General Revenue								\$0
Enterprise Revenue	\$1,677,663	\$173,188	\$173,188	\$173,188	\$173,188	\$173,188	\$1,463,760	\$4,007,363
Bond Proceeds								\$0
Grants								\$0
Capital Project Fund								\$0
Other Revenue								\$0
<b>Total</b>	<b>\$1,677,663</b>	<b>\$173,188</b>	<b>\$173,188</b>	<b>\$173,188</b>	<b>\$173,188</b>	<b>\$173,188</b>	<b>\$1,463,760</b>	<b>\$4,007,363</b>

<b>Operating Impacts:</b>	Prior	2025	2026	2027	2028	2029	Future	Total
Personnel								\$0
Operating								\$0
Capital								\$0
Offsets								\$0
<b>Total</b>	<b>\$0</b>	<b>\$0</b>	<b>\$0</b>	<b>\$0</b>	<b>\$0</b>	<b>\$0</b>	<b>\$0</b>	<b>\$0</b>



# Capital Improvement Program FY2025 thru FY2029 Project Request Form

**Project Title:** Management of Collection & Transmission Assets (911161 48735)  
**Project Code:** sew211  
**Project Priority:** Priority 2                      **Project Type:** REPLACEMENT                      **Start Date (FYE):** 2013  
**Department:** 2012                              **Status:** Active                                      **Completion Date (FYE):** 2046

**Description:**

Harrisonburg Public Utilities formats its Capital Improvement Program (CIP) to provide funding for two applications:

1. Capital Rehabilitation and Retirement (R&R):  
R&R is the retirement of existing assets at an optimum time near the end of their life cycle but with opportunity to avoid ancillary financial, social or environment burden. The HPU CIP process uses asset retirement date forecasts made from known installation dates and from Manufacturer's Anticipated Service Life (MASL). The CIP process provides Future Asset Replacement Cost (FARC) by inflating the Current Asset Replacement Cost (CARV) by two-and-one-half percent annually to the retirement date.

2. Capital Expansion (Expansion):  
Expansion is the addition of new assets with the purpose of expanding service, capacity, functionality or strategy of operations.

NOTE:  
Because rates cannot be adjusted annually to meet the schedule of fluctuating costs, HPU determines the sum and the uniform funding that is required throughout the immediate upcoming 25 years period. The latter is the Annual Cost of Sustainable Service (ACSO) and is used for funding and expense scheduling. Adjustments are made when rates will not support the ACSO or when expenses are significant to require debt.

**Justifications:**

Mandated  
x-Remove hazards  
x-Maintains service  
Increase efficiency  
Increase revenues  
x-Improves service  
New service  
Convenience  
x-Other

**Goals and Objectives**

G 14  
O 14.2

**Explanation:**

Rehabilitation and Retirement (R&R):  
100% CARV = \$129,521,121  
NBV = \$71,716,415  
25 Yr CARV = \$9,214,959  
25 Yr FARC = \$11,800,692  
25 Yr ACSO = \$472,028  
ENR = 13,424.98  
Sewer pipe inventory has a backlog of replacement needs and a forecasted heavy replacement schedule for 2083-2091

EXPANSION  
2025-2029: Main Extension Program - \$50,000/yr

ENVIRONMENTAL/SUSTAINABILITY: Reduction of infiltration and inflow into the sanitary sewer collection system will increase environmental sustainability by reducing the amount of required wastewater treatment processes. Wastewater treatment generates carbon through electrical consumption, sludge treatment/disposal, and chemical usage. Upgrades to the public sanitary sewer collection system will reduce infiltration and inflow. System sustainability is by asset management practices.

R&R: The City strives to provide a level of service such that assets do not fail more than once per 10 year period. Failure modes vary, but generally are expressed in terms of a loss or decrease in service to the customer. Assets that do not meet this 10 year level of service are targeted for replacement under R&R. Targeted modes of failure include: Structural, Capacity, and Obsolescence  
. Asset replacements are sometimes grouped with other local projects to take advantage of opportunities to share costs or minimize repeat impacts to the project area.

**Alternative:**

Reactive Approach 137

**Expenditures:**

	Prior	2025	2026	2027	2028	2029	Future	Total
Planning								\$0
Land								\$0
Construction		\$50,000	\$50,000	\$50,000	\$50,000	\$50,000	\$1,200,000	\$1,450,000
Equipment	\$5,582,309	\$472,028	\$472,028	\$472,028	\$472,028	\$472,028	\$11,328,672	\$19,271,121
Other Expenses								\$0
<b>Total</b>	<b>\$5,582,309</b>	<b>\$522,028</b>	<b>\$522,028</b>	<b>\$522,028</b>	<b>\$522,028</b>	<b>\$522,028</b>	<b>\$12,528,672</b>	<b>\$20,721,121</b>

**Funding Sources:**

	Prior	2025	2026	2027	2028	2029	Future	Total
General Revenue								\$0
Enterprise Revenue	\$5,582,309	\$522,028	\$522,028	\$522,028	\$522,028	\$522,028	\$12,528,672	\$20,721,121
Bond Proceeds								\$0
Grants								\$0
Capital Project Fund								\$0
Other Revenue								\$0
<b>Total</b>	<b>\$5,582,309</b>	<b>\$522,028</b>	<b>\$522,028</b>	<b>\$522,028</b>	<b>\$522,028</b>	<b>\$522,028</b>	<b>\$12,528,672</b>	<b>\$20,721,121</b>

**Operating Impacts:**

	Prior	2025	2026	2027	2028	2029	Future	Total
Personnel								\$0
Operating								\$0
Capital								\$0
Offsets								\$0
<b>Total</b>	<b>\$0</b>	<b>\$0</b>	<b>\$0</b>	<b>\$0</b>	<b>\$0</b>	<b>\$0</b>	<b>\$0</b>	<b>\$0</b>



# Capital Improvement Program FY2025 thru FY2029 Project Request Form

**Project Title:** Management of Transfer & Monitoring Assets (911161 48736)  
**Project Code:** sew212  
**Project Priority:** Priority 2                      **Project Type:** REPLACEMENT                      **Start Date (FYE):** 2013  
**Department:** 2012                              **Status:** Active                                      **Completion Date (FYE):** 2046

**Description:**

Harrisonburg Public Utilities formats its Capital Improvement Program (CIP) to provide funding for two applications:

1. Capital Rehabilitation and Retirement (R&R):  
 R&R is the retirement of existing assets at an optimum time near the end of their life cycle but with opportunity to avoid ancillary financial, social or environment burden. The HPU CIP process uses asset retirement date forecasts made from known installation dates and from Manufacturer's Anticipated Service Life (MASL). The CIP process provides Future Asset Replacement Cost (FARC) by inflating the Current Asset Replacement Cost (CARV) by two-and-one-half percent annually to the retirement date.

2. Capital Expansion (Expansion):  
 Expansion is the addition of new assets with the purpose of expanding service, capacity, functionality or strategy of operations.

NOTE:  
 Because rates cannot be adjusted annually to meet the schedule of fluctuating costs, HPU determines the sum and the uniform funding that is required throughout the immediate upcoming 25 years period. The latter is the Annual Cost of Sustainable Service (ACSO) and is used for funding and expense scheduling. Adjustments are made when rates will not support the ACSO or when expenses are significant to require debt.

**Justifications:**

Mandated  
 x-Remove hazards  
 x-Maintains service  
 x-Increase efficiency  
 Increase revenues  
 Improves service  
 New service  
 Convenience  
 x-Other

**Goals and Objectives**

G 14  
 O 14.2

**Explanation:**

Rehabilitation and Retirement (R&R):  
 100% CARV = \$1,811,220  
 NBV = \$965,413  
 25 Yr CARV = \$804,351  
 25 Yr FARC = \$1,018,500  
 25 Yr ACSO = \$40,740  
 ENR = 13,424.98  
 Distribution of assets retirements is generally back loaded in the replacement schedule.

ENVIRONMENTAL/SUSTAINABILITY: The Pumps Division will incur future CIP allocations to become and operate more sustainable. An energy inventory will be conducted to determine where operating efficiency can be improved and implementation of sustainable energy sources for sewer applications where applicable. System sustainability is by asset management practices.

R&R: The City strives to provide a level of service such that assets do not fail more than once per 10 year period. Failure modes vary, but generally are expressed in terms of a loss or decrease in service to the customer. Assets that do not meet this 10 year level of service are targeted for replacement under R&R. Targeted modes of failure include: Structural, Capacity, and Obsolescence. Asset replacements are sometimes grouped with other local projects to take advantage of opportunities to share costs or minimize repeat impacts to the project area.

**Alternative:**

Reactive Approach

Expenditures:	Prior	2025	2026	2027	2028	2029	Future	Total
Planning								\$0
Land								\$0
Construction	\$986,922							\$986,922
Equipment		\$50,000	\$50,000	\$50,000	\$50,000	\$50,000	\$1,000,000	\$1,250,000
Other Expenses				139				\$0
Total	\$986,922	\$50,000	\$50,000	\$50,000	\$50,000	\$50,000	\$1,000,000	\$2,236,922



**Funding Sources:**

	Prior	2025	2026	2027	2028	2029	Future	Total
General Revenue								\$0
Enterprise Revenue	\$986,922	\$50,000	\$50,000	\$50,000	\$50,000	\$50,000	\$1,000,000	\$2,236,922
Bond Proceeds								\$0
Grants								\$0
Capital Project Fund								\$0
Other Revenue								\$0
<b>Total</b>	<b>\$986,922</b>	<b>\$50,000</b>	<b>\$50,000</b>	<b>\$50,000</b>	<b>\$50,000</b>	<b>\$50,000</b>	<b>\$1,000,000</b>	<b>\$2,236,922</b>

**Operating Impacts:**

	Prior	2025	2026	2027	2028	2029	Future	Total
Personnel								\$0
Operating								\$0
Capital								\$0
Offsets								\$0
<b>Total</b>	<b>\$0</b>	<b>\$0</b>	<b>\$0</b>	<b>\$0</b>	<b>\$0</b>	<b>\$0</b>	<b>\$0</b>	<b>\$0</b>



# Capital Improvement Program FY2025 thru FY2029 Project Request Form

**Project Title:** Facilities (911161-48757)  
**Project Code:** sew210  
**Project Priority:** Priority 2      **Project Type:** ADDITION & RENOVATION      **Start Date (FYE):** 2009  
**Department:** 2012      **Status:** Active      **Completion Date (FYE):** 2046

**Description:**

Harrisonburg Public Utilities formats its Capital Improvement Program (CIP) to provide funding for two applications:

1. Capital Rehabilitation and Retirement (R&R):  
 R&R is the retirement of existing assets at an optimum time near the end of their life cycle but with opportunity to avoid ancillary financial, social or environment burden. The HPU CIP process uses asset retirement date forecasts made from known installation dates and from Manufacturer's Anticipated Service Life (MASL). The CIP process provides Future Asset Replacement Cost (FARC) by inflating the Current Asset Replacement Cost (CARV) by two-and-one-half percent annually to the retirement date.

2. Capital Expansion (Expansion):  
 Expansion is the addition of new assets with the purpose of expanding service, capacity, functionality or strategy of operations.

NOTE:  
 Because rates cannot be adjusted annually to meet the schedule of fluctuating costs, HPU determines the sum and the uniform funding that is required throughout the immediate upcoming 25 years period. The latter is the Annual Cost of Sustainable Service (ACSO) and is used for funding and expense scheduling. Adjustments are made when rates will not support the ACSO or when expenses are significant to require debt.

**Justifications:**

Mandated  
 Remove hazards  
 Maintains service  
 x-Increase efficiency  
 Increase revenues  
 Improves service  
 New service  
 x-Convenience  
 x-Other

**Goals and Objectives**

G 14  
 O 14.2

**Explanation:**

EXPLANATION:  
 Rehabilitation and Retirement (R&R):  
 100% CARV = \$5,705,901  
 NBV = \$2,716,081  
 25 Yr CARV = \$1,811,085  
 25 Yr FARC = \$2,190,430  
 25 Yr ACSO = \$87,617  
 ENR = 13,424.98  
 Distribution of assets replacements are significant in 2065.


ENVIRONMENTAL/SUSTAINABILITY: EUI Analysis

R&R: HPU staff intends to manage the WOC building and grounds to sustain functionality and safety of the facilities. The Facility is divided into Structural, Mechanical, Electrical and Plumbing categories. Assets within each category will be replaced as needed to sustain safe operations. (ALL R&R EXPENSES ARE SHARED EQUALLY BETWEEN WATER AND SEWER). System sustainability is by asset management practices.

Funding Strategy:  
 R&R = \$44,000/yr: 2025-2049  
 Expansion = \$0/yr: 2025-2029

**Alternative:**

Expenditures:	Prior	2025	2026	2027	2028	2029	Future	Total
Planning								\$0
Land								\$0
Construction	\$404,042	\$44,000	\$44,000	\$44,000	\$44,000	\$44,000	\$880,000	\$1,504,042
Equipment								\$0
Other Expenses								\$0
Total	\$404,042	\$44,000	\$44,000	\$44,000	\$44,000	\$44,000	\$880,000	\$1,504,042
<b>Funding Sources:</b>	Prior	2025	2026	2027	2028	2029	Future	Total



General Revenue	\$404,042	\$44,000	\$44,000	\$44,000	\$44,000	\$44,000	\$880,000	\$1,504,042
Enterprise Revenue								\$0
Bond Proceeds								\$0
Grants								\$0
Capital Project Fund								\$0
Other Revenue								\$0
<b>Total</b>	<b>\$404,042</b>	<b>\$44,000</b>	<b>\$44,000</b>	<b>\$44,000</b>	<b>\$44,000</b>	<b>\$44,000</b>	<b>\$880,000</b>	<b>\$1,504,042</b>

<b>Operating Impacts:</b>	Prior	2025	2026	2027	2028	2029	Future	Total
Personnel								\$0
Operating								\$0
Capital								\$0
Offsets								\$0
<b>Total</b>	<b>\$0</b>	<b>\$0</b>	<b>\$0</b>	<b>\$0</b>	<b>\$0</b>	<b>\$0</b>	<b>\$0</b>	<b>\$0</b>



## Capital Improvement Program FY2025 thru FY2029 Project Request Form

**Project Title:** School Bus Parking Lot Expansion

**Project Code:** HDPT SB

**Project Priority:** Priority 2

**Project Type:** IMPROVEMENT

**Start Date (FYE):** 2025

**Department:** 622081

**Status:** Active

**Completion Date (FYE):** 2025

**Description:**

School bus parking expansion to cater for increased school buses due to construction of a new high school and the need for electric school bus infrastructure.

**Justifications:**

- Mandated
- Remove hazards
- Maintains service
- Increase efficiency
- Increase revenues
- x-Improves service
- x-New service
- Convenience
- Other

**Explanation:**

HDPT needs additional space to park/charge expansion school buses some of which will be electric buses at our facility. This will cater for additional growth needs in the future and ensure that the buses are safe and secure within the department's property.

**Alternative:**

Potentially move activity buses to certain schools.

**Goals and Objectives**

G 13

Expenditures:	Prior	2025	2026	2027	2028	2029	Future	Total
Planning								\$0
Land								\$0
Construction			\$4,000,000					\$4,000,000
Equipment								\$0
Other Expenses								\$0
<b>Total</b>	\$0	\$0	\$4,000,000	\$0	\$0	\$0	\$0	\$4,000,000

Funding Sources:	Prior	2025	2026	2027	2028	2029	Future	Total
General Revenue								\$0
Enterprise Revenue								\$0
Bond Proceeds			\$4,000,000					\$4,000,000
Grants								\$0
Capital Project Fund								\$0
Other Revenue								\$0
<b>Total</b>	\$0	\$0	\$4,000,000	\$0	\$0	\$0	\$0	\$4,000,000

Operating Impacts:	Prior	2025	2026	2027	2028	2029	Future	Total
Personnel								\$0
Operating								\$0
Capital								\$0
Offsets								\$0
<b>Total</b>	\$0	\$0	\$0	\$0	\$0	\$0	\$0	\$0



## Capital Improvement Program FY2025 thru FY2029 Project Request Form

**Project Title:** School Bus IT  
**Project Code:** Trans 07  
**Project Priority:** Priority 2      **Project Type:** SYSTEM UPGRADE      **Start Date (FYE):** 2026  
**Department:** 622081      **Status:** Active      **Completion Date (FYE):** 2026

**Description:**

Anticipated replacement or upgrade of current camera system.

**Justifications:**

Mandated  
 Remove hazards  
 Maintains service  
 Increase efficiency  
 Increase revenues  
 x-Improves service  
 New service  
 Convenience  
 Other

**Explanation:**

Costs for replacement/upgrade could be divided among concurrent years. Will have to discuss with the Department of Finance. Stop arm cameras have the potential to bring in revenue from violations/violators. New Ordinance and HPD discussions about enforcement have begun. Ordinance taken to City Council and approved. Project has not commenced because of focus on shortage of drivers.

**Alternative:**

Continue using current system.

**Goals and Objectives**

G 13  
O 13.1

<b>Expenditures:</b>	Prior	2025	2026	2027	2028	2029	Future	Total
Planning								\$0
Land								\$0
Construction								\$0
Equipment			\$300,000					\$300,000
Other Expenses								\$0
<b>Total</b>	\$0	\$0	\$300,000	\$0	\$0	\$0	\$0	\$300,000

<b>Funding Sources:</b>	Prior	2025	2026	2027	2028	2029	Future	Total
General Revenue			\$300,000					\$300,000
Enterprise Revenue								\$0
Bond Proceeds								\$0
Grants								\$0
Capital Project Fund								\$0
Other Revenue								\$0
<b>Total</b>	\$0	\$0	\$300,000	\$0	\$0	\$0	\$0	\$300,000

<b>Operating Impacts:</b>	Prior	2025	2026	2027	2028	2029	Future	Total
Personnel								\$0
Operating								\$0
Capital								\$0
Offsets								\$0
<b>Total</b>	\$0	\$0	\$0	\$0	\$0	\$0	\$0	\$0



## Capital Improvement Program FY2025 thru FY2029 Project Request Form

**Project Title:** SCHOOL BUSES  
**Project Code:** trans2  
**Project Priority:** Priority 2      **Project Type:** ADDITION & REPLACEMENT      **Start Date (FYE):** ONGOING  
**Department:** 622081      **Status:** Active      **Completion Date (FYE):** ONGOING

**Description:**

School buses are recommended to be replaced 10-12 years (150,000 miles). Replacement and expansion buses needed with the construction of Rocktown High School. Exact amount of expansion buses has not been determined yet. Gradual expansion in number of school buses is recommended to mitigate costs to tax payers and ensure timely delivery.

**Justifications:**

- Mandated
- Remove hazards
- x-Maintains service
- x-Increase efficiency
- Increase revenues
- x-Improves service
- New service
- Convenience
- Other

**Explanation:**

Federal & State EPA guidelines are becoming stronger to replace buses in 10 to 12 years. Currently the Department has approximately 32 buses that are beyond 12 years. Electric buses will be considered with infrastructure and bus grant monies and the replacement schedule will be updated at that time. Two electric school buses ordered. Applied for and received a DEQ clean school bus program grant.

**Goals and Objectives**

**Alternative:**

Limited to no alternatives with the construction of the new high school. Operating costs will continue to rise taking into consideration current driver shortage.

G 13  
O 13.2

Expenditures:	Prior	2025	2026	2027	2028	2029	Future	Total
Planning								\$0
Land								\$0
Construction								\$0
Equipment		\$750,000	\$600,000	\$600,000	\$800,000	\$800,000		\$3,550,000
Other Expenses								\$0
Total	\$0	\$750,000	\$600,000	\$600,000	\$800,000	\$800,000	\$0	\$3,550,000

Funding Sources:	Prior	2025	2026	2027	2028	2029	Future	Total
General Revenue		\$750,000	\$600,000	\$600,000	\$800,000	\$800,000		\$3,550,000
Enterprise Revenue								\$0
Bond Proceeds								\$0
Grants								\$0
Capital Project Fund								\$0
Other Revenue								\$0
Total	\$0	\$750,000	\$600,000	\$600,000	\$800,000	\$800,000	\$0	\$3,550,000

Operating Impacts:	Prior	2025	2026	2027	2028	2029	Future	Total
Personnel								\$0
Operating								\$0
Capital								\$0
Offsets								\$0
Total	\$0	\$0	\$0	\$0	\$0	\$0	\$0	\$0



## Capital Improvement Program FY2025 thru FY2029 Project Request Form

**Project Title:** Wash Bay Improvement/Replacement

**Project Code:** HDPT WB

**Project Priority:** Priority 2

**Project Type:** ADDITION & RENOVATION

**Start Date (FYE):** 2025

**Department:** 672141

**Status:** Active

**Completion Date (FYE):** 2025

**Description:**

Washbay used by numerous City Departments needs to be renovated to modern standard. Old parts and equipment were used when the new Central Garage was built and, with time, parts have worn out, are costly to repair, and in need of replacement.

**Justifications:**

- Mandated
- Remove hazards
- x-Maintains service
- Increase efficiency
- Increase revenues
- x-Improves service
- New service
- Convenience
- Other

**Explanation:**

Renovate the wash bay. Parts that were reused have worn out, are costly to repair, and in need of replacement. Washbay really smells and the renovation would help reconfigure the way large vehicles enter and exit the space, therefore reducing accidents encountered.

**Alternative:**

Do nothing resulting in costly repairs and breakdowns, not to mention accidents while entering and exiting the facility. DRPT assessment classified the wash bay as deteriorated i.e. in need of immediate replacement

**Goals and Objectives**

G 13

Expenditures:	Prior	2025	2026	2027	2028	2029	Future	Total
Planning								\$0
Land								\$0
Construction								\$0
Equipment		\$450,000						\$450,000
Other Expenses								\$0
<b>Total</b>	\$0	\$450,000	\$0	\$0	\$0	\$0	\$0	\$450,000

Funding Sources:	Prior	2025	2026	2027	2028	2029	Future	Total
General Revenue		\$450,000						\$450,000
Enterprise Revenue								\$0
Bond Proceeds								\$0
Grants								\$0
Capital Project Fund								\$0
Other Revenue								\$0
<b>Total</b>	\$0	\$450,000	\$0	\$0	\$0	\$0	\$0	\$450,000

Operating Impacts:	Prior	2025	2026	2027	2028	2029	Future	Total
Personnel								\$0
Operating								\$0
Capital								\$0
Offsets								\$0
<b>Total</b>	\$0	\$0	\$0	\$0	\$0	\$0	\$0	\$0



# Capital Improvement Program FY2025 thru FY2029 Project Request Form

**Project Title:** Transfer Center

**Project Code:** trans05

**Project Priority:** Priority 2

**Project Type:** CONSTRUCTION

**Start Date (FYE):** 2026

**Department:** 812081

**Status:** Active

**Completion Date (FYE):** 2026

**Description:**

Buy land for transit/transfer center and park and ride with waiting area.

**Justifications:**

- Mandated
- x-Remove hazards
- x-Maintains service
- x-Increase efficiency
- Increase revenues
- x-Improves service
- New service
- x-Convenience
- Other

**Explanation:**

Land is needed for a new transit/transfer center with a park and ride. This is identified in HDPT's Transit Development Plan. Feasibility study completed in FY2022. Need to purchase land to make the project viable for a smart scale application.

**Goals and Objectives**

G 13

**Alternative:**

Continue as we are now.

Expenditures:	Prior	2025	2026	2027	2028	2029	Future	Total
Planning								\$0
Land			\$1,000,000					\$1,000,000
Construction								\$0
Equipment								\$0
Other Expenses								\$0
<b>Total</b>	\$0	\$0	\$1,000,000	\$0	\$0	\$0	\$0	\$1,000,000

Funding Sources:	Prior	2025	2026	2027	2028	2029	Future	Total
General Revenue			\$1,000,000					\$1,000,000
Enterprise Revenue								\$0
Bond Proceeds								\$0
Grants								\$0
Capital Project Fund								\$0
Other Revenue								\$0
<b>Total</b>	\$0	\$0	\$1,000,000	\$0	\$0	\$0	\$0	\$1,000,000

Operating Impacts:	Prior	2025	2026	2027	2028	2029	Future	Total
Personnel								\$0
Operating								\$0
Capital								\$0
Offsets								\$0
<b>Total</b>	\$0	\$0	\$0	\$0	\$0	\$0	\$0	\$0





## Capital Improvement Program FY2025 thru FY2029 Project Request Form

**Project Title:** TRANSIT BUSES  
**Project Code:** trans1  
**Project Priority:** Priority 2      **Project Type:** ADDITION & REPLACEMENT      **Start Date (FYE):** ONGOING  
**Department:** 812081      **Status:** Active      **Completion Date (FYE):** ONGOING

**Description:**

FY 2025 5 transit replacements, 3 expansion paratransit  
 FY 2026 4 transit replacements  
 FY 2027 2 para transit replacements  
 FY 2028 8 transit, 1 expansion paratransit  
 FY 2029 8 transit replacements

**Justifications:**

Mandated  
 Remove hazards  
 x-Maintains service  
 x-Increase efficiency  
 Increase revenues  
 x-Improves service  
 New service  
 Convenience  
 Other

**Explanation:**

Para transit buses will be low floor buses that will have a useful life of 10 years or 150,000 miles.  
 Transit buses to be replaced have a useful life of 12 years or 500,000 miles, however, the state has put in place a new Capital prioritization process that takes into consideration age and mileage of transit buses to be replaced. Looking at micro transit service that will requires some additional vehicles withing the next few years

**Goals and Objectives**

G 13  
 O 13.2

**Alternative:**

Cut service. Try to keep old buses running, maintenance costs will continue to rise because of the new State Capital prioritization process. HDPT normally meets the 12 years but hardly ever runs buses to 500,000 miles. Level of service will drop and number of road calls will continue to rise.

Expenditures:	Prior	2025	2026	2027	2028	2029	Future	Total
Planning								\$0
Land								\$0
Construction								\$0
Equipment		\$3,270,000	\$2,800,000	\$400,000	\$5,800,000	\$5,600,000		\$17,870,000
Other Expenses								\$0
<b>Total</b>	<b>\$0</b>	<b>\$3,270,000</b>	<b>\$2,800,000</b>	<b>\$400,000</b>	<b>\$5,800,000</b>	<b>\$5,600,000</b>	<b>\$0</b>	<b>\$17,870,000</b>

Funding Sources:	Prior	2025	2026	2027	2028	2029	Future	Total
General Revenue								\$0
Enterprise Revenue		\$130,800	\$112,000	\$16,000	\$232,000	\$224,000		\$714,800
Bond Proceeds								\$0
Grants		\$3,139,200	\$2,688,000	\$384,000	\$5,568,000	\$5,376,000		\$17,155,200
Capital Project Fund								\$0
Other Revenue								\$0
<b>Total</b>	<b>\$0</b>	<b>\$3,270,000</b>	<b>\$2,800,000</b>	<b>\$400,000</b>	<b>\$5,800,000</b>	<b>\$5,600,000</b>	<b>\$0</b>	<b>\$17,870,000</b>

Operating Impacts:	Prior	2025	2026	2027	2028	2029	Future	Total
Personnel								\$0
Operating								\$0
Capital								\$0
Offsets								\$0
<b>Total</b>	<b>\$0</b>	<b>\$0</b>	<b>\$0</b>	<b>\$0</b>	<b>\$0</b>	<b>\$0</b>	<b>\$0</b>	<b>\$0</b>



## Capital Improvement Program FY2025 thru FY2029 Project Request Form

**Project Title:** Employee Parking Lot Expansion

**Project Code:** HDPT PL

**Project Priority:** Priority 3

**Project Type:** ADDITION & RENOVATION

**Start Date (FYE):** 2026

**Department:** 872081

**Status:** Active

**Completion Date (FYE):** 2026

**Description:**

Employee parking lot expansion to cater for increased number of employees needed for HDPT operations.

**Justifications:**

- Mandated
- Remove hazards
- x-Maintains service
- Increase efficiency
- Increase revenues
- Improves service
- New service
- x-Convenience
- Other

**Explanation:**

HDPT needs additional space for employee parking to meet the increased need for staff needed for both transit and school bus operations. This will cater for additional growth needs in the future and ensure that the employees have a place to park when they come to work.

**Alternative:**

Continue as we are now.

**Goals and Objectives**

G 13

Expenditures:	Prior	2025	2026	2027	2028	2029	Future	Total
Planning								\$0
Land								\$0
Construction			\$650,000					\$650,000
Equipment								\$0
Other Expenses								\$0
<b>Total</b>	\$0	\$0	\$650,000	\$0	\$0	\$0	\$0	\$650,000

Funding Sources:	Prior	2025	2026	2027	2028	2029	Future	Total
General Revenue			\$344,500					\$344,500
Enterprise Revenue								\$0
Bond Proceeds								\$0
Grants			\$305,500					\$305,500
Capital Project Fund								\$0
Other Revenue								\$0
<b>Total</b>	\$0	\$0	\$650,000	\$0	\$0	\$0	\$0	\$650,000

Operating Impacts:	Prior	2025	2026	2027	2028	2029	Future	Total
Personnel								\$0
Operating								\$0
Capital								\$0
Offsets								\$0
<b>Total</b>	\$0	\$0	\$0	\$0	\$0	\$0	\$0	\$0



## Capital Improvement Program FY2025 thru FY2029 Project Request Form

**Project Title:** Transit IT  
**Project Code:** Trans 06  
**Project Priority:** Priority 2      **Project Type:** IMPROVEMENT      **Start Date (FYE):** 2027  
**Department:** 872081      **Status:** Active      **Completion Date (FYE):** 2027

**Description:**

Intelligent Transportation System (ITS) for transit buses. Additionally, camera system for Transit and Paratransit.

**Justifications:**

Mandated  
 Remove hazards  
 Maintains service  
 Increase efficiency  
 Increase revenues  
 x-Improves service  
 New service  
 Convenience  
 Other

**Explanation:**

New Request for Proposals for an Intelligent Transportation System (ITS) in 2027. Request for new camera system will be in for transit and paratransit will be in 2027.  
 \$2,500,000 for ITS system  
 \$500,000 for camera system

**Alternative:**

Wait until 2028.

**Goals and Objectives**

G 13  
O 13.1

Expenditures:	Prior	2025	2026	2027	2028	2029	Future	Total
Planning								\$0
Land								\$0
Construction								\$0
Equipment				\$3,000,000				\$3,000,000
Other Expenses								\$0
<b>Total</b>	\$0	\$0	\$0	\$3,000,000	\$0	\$0	\$0	\$3,000,000

Funding Sources:	Prior	2025	2026	2027	2028	2029	Future	Total
General Revenue				\$120,000				\$120,000
Enterprise Revenue								\$0
Bond Proceeds								\$0
Grants				\$2,880,000				\$2,880,000
Capital Project Fund								\$0
Other Revenue								\$0
<b>Total</b>	\$0	\$0	\$0	\$3,000,000	\$0	\$0	\$0	\$3,000,000

Operating Impacts:	Prior	2025	2026	2027	2028	2029	Future	Total
Personnel								\$0
Operating								\$0
Capital								\$0
Offsets								\$0
<b>Total</b>	\$0	\$0	\$0	\$0	\$0	\$0	\$0	\$0



## Capital Improvement Program FY2025 thru FY2029 Project Request Form

**Project Title:** City Landfill Closure & Monitoring 910142-48681  
**Project Code:** PWSLCBG  
**Project Priority:** Priority 1      **Project Type:** ADDITION      **Start Date (FYE):** 2010  
**Department:** 922041      **Status:** Active      **Completion Date (FYE):** Ongoing

**Description:**

Cost of closing, maintenance, and monitoring of landfill per DEQ regulations.  
 (A) Annual monitoring/testing and engineering costs for gas and groundwater.  
 (B) Groundwater injections that are outlined in the landfill closure documents.

**Justifications:**

x-Mandated  
 Remove hazards  
 Maintains service  
 Increase efficiency  
 Increase revenues  
 Improves service  
 New service  
 Convenience  
 Other

**Explanation:**

DEQ regulations require a program for closing existing landfill and monitoring groundwater and gas generation for 30 year period following DEQ closure approval.

**Alternative:**

None.

**Goals and Objectives**

G 14

Expenditures:	Prior	2025	2026	2027	2028	2029	Future	Total
Planning		\$130,000	\$135,000	\$135,000	\$135,000	\$135,000	\$135,000	\$805,000
Land								\$0
Construction								\$0
Equipment								\$0
Other Expenses							\$1,403,600	\$1,403,600
<b>Total</b>	<b>\$0</b>	<b>\$130,000</b>	<b>\$135,000</b>	<b>\$135,000</b>	<b>\$135,000</b>	<b>\$135,000</b>	<b>\$1,538,600</b>	<b>\$2,208,600</b>

Funding Sources:	Prior	2025	2026	2027	2028	2029	Future	Total
General Revenue								\$0
Enterprise Revenue		\$130,000	\$135,000	\$135,000	\$135,000	\$135,000	\$1,538,600	\$2,208,600
Bond Proceeds								\$0
Grants								\$0
Capital Project Fund								\$0
Other Revenue								\$0
<b>Total</b>	<b>\$0</b>	<b>\$130,000</b>	<b>\$135,000</b>	<b>\$135,000</b>	<b>\$135,000</b>	<b>\$135,000</b>	<b>\$1,538,600</b>	<b>\$2,208,600</b>

Operating Impacts:	Prior	2025	2026	2027	2028	2029	Future	Total
Personnel								\$0
Operating								\$0
Capital								\$0
Offsets								\$0
<b>Total</b>	<b>\$0</b>	<b>\$0</b>	<b>\$0</b>	<b>\$0</b>	<b>\$0</b>	<b>\$0</b>	<b>\$0</b>	<b>\$0</b>



## Capital Improvement Program FY2025 thru FY2029 Project Request Form

**Project Title:** SWM Equipment Replacement

**Project Code:** SWMER01

**Project Priority:** Priority 1

**Project Type:** REPLACEMENT

**Start Date (FYE):** 2024

**Department:** 472041

**Status:** Active

**Completion Date (FYE):** Beyond

**Description:**

Future replacement of Ravo Sweepers.

**Justifications:**

- x-Mandated
- Remove hazards
- x-Maintains service
- Increase efficiency
- Increase revenues
- Improves service
- New service
- Convenience
- Other

**Explanation:**

These vehicles provide substantial credits towards the City's MS4 requirements, and they need to be operational at all times. As the equipment ages, it will be important to keep the fleet in good working order, so that these credits can be maintained at an appropriate level.

**Alternative:**

Without replacement of this equipment when needed, the City would need to spend more funds on different BMP's in order to compensate for the loss of the credits generated by this equipment.

**Goals and Objectives**

G 14  
O 14.3

Expenditures:	Prior	2025	2026	2027	2028	2029	Future	Total
Planning								\$0
Land								\$0
Construction								\$0
Equipment			\$350,000				\$400,000	\$750,000
Other Expenses								\$0
<b>Total</b>	\$0	\$0	\$350,000	\$0	\$0	\$0	\$400,000	\$750,000

Funding Sources:	Prior	2025	2026	2027	2028	2029	Future	Total
General Revenue								\$0
Enterprise Revenue			\$350,000				\$400,000	\$750,000
Bond Proceeds								\$0
Grants								\$0
Capital Project Fund								\$0
Other Revenue								\$0
<b>Total</b>	\$0	\$0	\$350,000	\$0	\$0	\$0	\$400,000	\$750,000

Operating Impacts:	Prior	2025	2026	2027	2028	2029	Future	Total
Personnel								\$0
Operating								\$0
Capital								\$0
Offsets								\$0
<b>Total</b>	\$0	\$0	\$0	\$0	\$0	\$0	\$0	\$0



## Capital Improvement Program FY2025 thru FY2029 Project Request Form

**Project Title:** VMRC Extended Detention Pond  
**Project Code:** PWSWPR10  
**Project Priority:** Priority 2      **Project Type:** NEW      **Start Date (FYE):** Prior  
**Department:** 910541      **Status:** Active      **Completion Date (FYE):** 2025

**Description:**

An enhanced extended detention pond is proposed within the plot of land directly across from VMRC. This project was identified in the Stormwater Improvement Plan as one that would yield high pollutant removal for Chesapeake Bay TMDL compliance.

Public Works is submitting a grant application in October to assist with the cost of design and construction.

**Justifications:**

- Mandated
- x-Remove hazards
- Maintains service
- Increase efficiency
- Increase revenues
- Improves service
- New service
- Convenience
- Other

**Explanation:**

Enhanced extended detention pond facilities have been shown to provide substantial nitrogen and phosphorus reductions at favorable cost efficiency when compared to other BMPS. VMRC has agreed to donate easements to the city to facilitate this project's design, construction, and long-term maintenance.

**Goals and Objectives**

G 14  
O 14.3

**Alternative:**

Pursue other projects, as identified in the Stormwater Improvement Plan.

Expenditures:	Prior	2025	2026	2027	2028	2029	Future	Total
Planning								\$0
Land								\$0
Construction		\$1,343,100						\$1,343,100
Equipment								\$0
Other Expenses								\$0
<b>Total</b>	\$0	\$1,343,100	\$0	\$0	\$0	\$0	\$0	\$1,343,100

Funding Sources:	Prior	2025	2026	2027	2028	2029	Future	Total
General Revenue								\$0
Enterprise Revenue		\$335,775						\$335,775
Bond Proceeds								\$0
Grants		\$1,007,325						\$1,007,325
Capital Project Fund								\$0
Other Revenue								\$0
<b>Total</b>	\$0	\$1,343,100	\$0	\$0	\$0	\$0	\$0	\$1,343,100

Operating Impacts:	Prior	2025	2026	2027	2028	2029	Future	Total
Personnel								\$0
Operating								\$0
Capital								\$0
Offsets								\$0
<b>Total</b>	\$0	\$0	\$0	\$0	\$0	\$0	\$0	\$0



## Capital Improvement Program FY2025 thru FY2029 Project Request Form

**Project Title:** Temporary Credit Purchases

**Project Code:** PWSWPR11

**Project Priority:** Priority 2

**Project Type:** NEW

**Start Date (FYE):** 2023

**Department:** 910541

**Status:** Active

**Completion Date (FYE):** 2025

**Description:**

The City has established a contract with HRRSA to begin purchasing annual Nitrogen, Phosphorus, and Sediment credits beginning 2023 to assist with Chesapeake Bay TMDL compliance requirements for the second and third permit cycles. The contract may be renewed for a five year extension after June 30, 2023.

**Justifications:**

- Mandated
- x-Remove hazards
- Maintains service
- Increase efficiency
- Increase revenues
- Improves service
- New service
- Convenience
- Other

**Explanation:**

Temporary credits must be purchased annually and do not last year to year like permanent credits or projects. Credit availability through HRRSA is unstable due to HRRSA's similarly changing regulatory requirements. The cost of these nutrients are significantly less than permanent credits.

**Goals and Objectives**

**Alternative:**

Pursue projects, permanent credits, and programs as identified in the Stormwater Improvement Plan.

G 14  
O 14.3

<b>Expenditures:</b>	Prior	2025	2026	2027	2028	2029	Future	Total
Planning		\$81,151				\$150,000		\$231,151
Land								\$0
Construction								\$0
Equipment								\$0
Other Expenses								\$0
<b>Total</b>	\$0	\$81,151	\$0	\$0	\$0	\$150,000	\$0	\$231,151

<b>Funding Sources:</b>	Prior	2025	2026	2027	2028	2029	Future	Total
General Revenue								\$0
Enterprise Revenue		\$81,151				\$150,000		\$231,151
Bond Proceeds								\$0
Grants								\$0
Capital Project Fund								\$0
Other Revenue								\$0
<b>Total</b>	\$0	\$81,151	\$0	\$0	\$0	\$150,000	\$0	\$231,151

<b>Operating Impacts:</b>	Prior	2025	2026	2027	2028	2029	Future	Total
Personnel								\$0
Operating								\$0
Capital								\$0
Offsets								\$0
<b>Total</b>	\$0	\$0	\$0	\$0	\$0	\$0	\$0	\$0



## Capital Improvement Program FY2025 thru FY2029 Project Request Form

**Project Title:** Permanent Credit Purchases

**Project Code:** PWSWPR12

**Project Priority:** Priority 2

**Project Type:** NEW

**Start Date (FYE):** 2020

**Department:** 910541

**Status:** Active

**Completion Date (FYE):** 2028

**Description:**

The City will select bidders that responded to an Invitation to Bid. Bidders will be selected by those with the lowest cost/lb of Phosphorus and availability of approved credits for sale. The City will have an opportunity annually to purchase permanent credits through these bidders for Nitrogen, Phosphorus, or Sediment. The contract will last for one year prior to renewal.

**Justifications:**

- x-Mandated
- Remove hazards
- Maintains service
- Increase efficiency
- Increase revenues
- Improves service
- New service
- Convenience
- x-Other

**Explanation:**

Permanent credits are managed by "nutrient banks" and may include stream restorations or land conversions within our designated watershed area. The cost per pound is much higher than temporary credits, but last in perpetuity with no maintenance or additional costs after the initial purchase.

**Goals and Objectives**

**Alternative:**

Pursue projects, temporary credits, and programs as identified in the Stormwater Improvement Plan.

G 14  
O 14.3

Expenditures:	Prior	2025	2026	2027	2028	2029	Future	Total
Planning								\$0
Land								\$0
Construction								\$0
Equipment								\$0
Other Expenses		\$284,000	\$284,000	\$284,000				\$852,000
<b>Total</b>	<b>\$0</b>	<b>\$284,000</b>	<b>\$284,000</b>	<b>\$284,000</b>	<b>\$0</b>	<b>\$0</b>	<b>\$0</b>	<b>\$852,000</b>

Funding Sources:	Prior	2025	2026	2027	2028	2029	Future	Total
General Revenue								\$0
Enterprise Revenue		\$284,000	\$284,000	\$284,000				\$852,000
Bond Proceeds								\$0
Grants								\$0
Capital Project Fund								\$0
Other Revenue								\$0
<b>Total</b>	<b>\$0</b>	<b>\$284,000</b>	<b>\$284,000</b>	<b>\$284,000</b>	<b>\$0</b>	<b>\$0</b>	<b>\$0</b>	<b>\$852,000</b>

Operating Impacts:	Prior	2025	2026	2027	2028	2029	Future	Total
Personnel								\$0
Operating								\$0
Capital								\$0
Offsets								\$0
<b>Total</b>	<b>\$0</b>	<b>\$0</b>	<b>\$0</b>	<b>\$0</b>	<b>\$0</b>	<b>\$0</b>	<b>\$0</b>	<b>\$0</b>





## Capital Improvement Program FY2025 thru FY2029 Project Request Form

**Project Title:** Waterman Drive Drainage and Water Quality Improvement

**Project Code:** PWSWPR14

**Project Priority:** Priority 2

**Project Type:** IMPROVEMENT

**Start Date (FYE):** 2023

**Department:** 910541

**Status:** Active

**Completion Date (FYE):** Beyond

**Description:**

Waterman Drive has a history of drainage challenges. A water quality and quantity project was identified in the Stormwater Improvement Plan. After the heavy summer rains, a property owner reached out about frontage improvements in this same project location. Additionally, Public Works has been in contact with property owners along the opposite side of the street. Public Works is interested in pursuing preliminary design and eventual construction for drainage improvements and water quality enhancements along either side of Waterman Drive.

**Justifications:**

- Mandated
- x-Remove hazards
- Maintains service
- Increase efficiency
- Increase revenues
- Improves service
- New service
- Convenience
- Other

**Explanation:**

This project could assist the City in meeting the Chesapeake Bay and local Special Conditions of the MS4 permit.

**Goals and Objectives**

**Alternative:**

Pursue water quantity projects along Waterman Drive that do not include water quality components.

G 14  
O 14.3

Expenditures:	Prior	2025	2026	2027	2028	2029	Future	Total
Planning								\$0
Land								\$0
Construction							\$4,025,550	\$4,025,550
Equipment								\$0
Other Expenses								\$0
<b>Total</b>	\$0	\$0	\$0	\$0	\$0	\$0	\$4,025,550	\$4,025,550

Funding Sources:	Prior	2025	2026	2027	2028	2029	Future	Total
General Revenue								\$0
Enterprise Revenue							\$4,025,550	\$4,025,550
Bond Proceeds								\$0
Grants								\$0
Capital Project Fund								\$0
Other Revenue								\$0
<b>Total</b>	\$0	\$0	\$0	\$0	\$0	\$0	\$4,025,550	\$4,025,550

Operating Impacts:	Prior	2025	2026	2027	2028	2029	Future	Total
Personnel								\$0
Operating								\$0
Capital								\$0
Offsets								\$0
<b>Total</b>	\$0	\$0	\$0	\$0	\$0	\$0	\$0	\$0



## Capital Improvement Program FY2025 thru FY2029 Project Request Form

**Project Title:** Drainage Improvement Program  
**Project Code:** PWSWPR18  
**Project Priority:** Priority 2      **Project Type:** NEW      **Start Date (FYE):** 2022  
**Department:** 910541      **Status:** Active      **Completion Date (FYE):** 2027

**Description:**

The drainage improvement program will establish an application process for neighborhoods to apply for drainage improvement projects that would alleviate drainage concerns on a neighborhood/regional scale. Once applications are reviewed and ranked, funding from the stormwater utility fee and street improvement budgets would pay for design, construction, and maintenance.

**Justifications:**

- Mandated
- x-Remove hazards
- Maintains service
- x-Increase efficiency
- Increase revenues
- x-Improves service
- New service
- Convenience
- Other

**Explanation:**

Projects that are cost-efficient, yield pollutant removal, and impact the most property owners will be prioritized. Budget, staff, and administrative procedures still need to be established for this program.

**Goals and Objectives**

**Alternative:**

Do not offer the drainage improvement program. Continue letting property owners know that identified drainage issues on private property are not and will not be addressed by City staff unless they pose issues to a public roadway or other public infrastructure.

G 14

Expenditures:	Prior	2025	2026	2027	2028	2029	Future	Total
Planning		\$15,000	\$15,000	\$15,000	\$15,000	\$15,000		\$75,000
Land								\$0
Construction		\$85,000	\$85,000	\$85,000	\$85,000	\$85,000		\$425,000
Equipment								\$0
Other Expenses								\$0
<b>Total</b>	<b>\$0</b>	<b>\$100,000</b>	<b>\$100,000</b>	<b>\$100,000</b>	<b>\$100,000</b>	<b>\$100,000</b>	<b>\$0</b>	<b>\$500,000</b>

Funding Sources:	Prior	2025	2026	2027	2028	2029	Future	Total
General Revenue								\$0
Enterprise Revenue		\$100,000	\$100,000	\$100,000	\$100,000	\$100,000		\$500,000
Bond Proceeds								\$0
Grants								\$0
Capital Project Fund								\$0
Other Revenue								\$0
<b>Total</b>	<b>\$0</b>	<b>\$100,000</b>	<b>\$100,000</b>	<b>\$100,000</b>	<b>\$100,000</b>	<b>\$100,000</b>	<b>\$0</b>	<b>\$500,000</b>

Operating Impacts:	Prior	2025	2026	2027	2028	2029	Future	Total
Personnel								\$0
Operating								\$0
Capital								\$0
Offsets								\$0
<b>Total</b>	<b>\$0</b>	<b>\$0</b>	<b>\$0</b>	<b>\$0</b>	<b>\$0</b>	<b>\$0</b>	<b>\$0</b>	<b>\$0</b>



## Capital Improvement Program FY2025 thru FY2029 Project Request Form

**Project Title:** Suter Street Drainage Improvements

**Project Code:** PWSWPR20

**Project Priority:** Priority 2

**Project Type:** IMPROVEMENT

**Start Date (FYE):** 2025

**Department:** 910541

**Status:** Active

**Completion Date (FYE):** 2027

**Description:**

Upgrade stormwater conveyance infrastructure within the Suter Street neighborhood as identified in a recently completed drainage study.

**Justifications:**

- Mandated
- x-Remove hazards
- Maintains service
- x-Increase efficiency
- Increase revenues
- Improves service
- New service
- Convenience
- Other

**Explanation:**

This drainage improvement project was developed following the Suter Street community enrolled in the City's Drainage Improvement Program. The neighborhood spans from Charles Street to Washington Street, and from Jefferson Street to North Main Street. Public Works conducted a drainage study which should that improving the stormwater conveyance infrastructure within the neighborhood was the most practical solution in order to lessen the severity of heavy rain events.

**Goals and Objectives**

**Alternative:**

None.

G 11  
O 11.3

Expenditures:	Prior	2025	2026	2027	2028	2029	Future	Total
Planning			\$850,000					\$850,000
Land								\$0
Construction				\$2,150,000				\$2,150,000
Equipment								\$0
Other Expenses								\$0
<b>Total</b>	\$0	\$0	\$850,000	\$2,150,000	\$0	\$0	\$0	\$3,000,000

Funding Sources:	Prior	2025	2026	2027	2028	2029	Future	Total
General Revenue								\$0
Enterprise Revenue			\$850,000	\$2,150,000				\$3,000,000
Bond Proceeds								\$0
Grants								\$0
Capital Project Fund								\$0
Other Revenue								\$0
<b>Total</b>	\$0	\$0	\$850,000	\$2,150,000	\$0	\$0	\$0	\$3,000,000

Operating Impacts:	Prior	2025	2026	2027	2028	2029	Future	Total
Personnel								\$0
Operating								\$0
Capital								\$0
Offsets								\$0
<b>Total</b>	\$0	\$0	\$0	\$0	\$0	\$0	\$0	\$0



## Capital Improvement Program FY2025 thru FY2029 Project Request Form

**Project Title:** Heritage Oaks Drainage Improvements  
**Project Code:** PWSWPR21  
**Project Priority:** Priority 3      **Project Type:** IMPROVEMENT      **Start Date (FYE):** 2024  
**Department:** 910541      **Status:** Active      **Completion Date (FYE):** 2025

**Description:**

This project will provide improvements to the main irrigation basin located at Heritage Oaks Golf Course, as well as rehabilitate a stream channel through the Golf Course that feeds the basin.

**Justifications:**

- Mandated
- Remove hazards
- Maintains service
- Increase efficiency
- Increase revenues
- x-Improves service
- New service
- Convenience
- Other

**Explanation:**

The main irrigation basin will have a sediment forebay installed at the upstream end of the basin, and the basin will be dredged to remove existing sediment that has accumulated over the years. The stream restoration will improve the drainage channel leading from West Market St, and will assist in preventing future sediment accumulation within the basin.

**Alternative:**

Continue to accumulate sediment within the main irrigation basin, which reduces the overall capacity to provide irrigation water for the golf course.

**Goals and Objectives**

- G 11
- O 11.3
- O 11.4

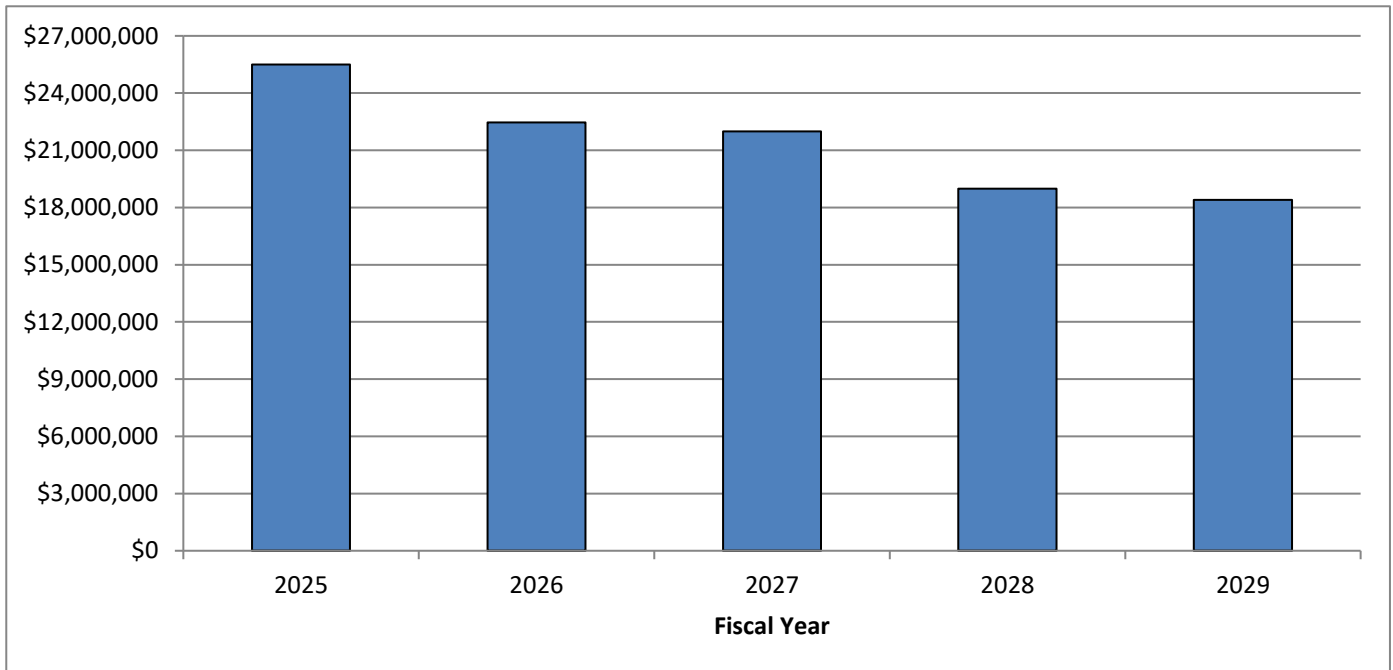
Expenditures:	Prior	2025	2026	2027	2028	2029	Future	Total
Planning								\$0
Land								\$0
Construction			\$1,500,000					\$1,500,000
Equipment								\$0
Other Expenses								\$0
<b>Total</b>	\$0	\$0	\$1,500,000	\$0	\$0	\$0	\$0	\$1,500,000

Funding Sources:	Prior	2025	2026	2027	2028	2029	Future	Total
General Revenue			\$1,500,000					\$1,500,000
Enterprise Revenue								\$0
Bond Proceeds								\$0
Grants								\$0
Capital Project Fund								\$0
Other Revenue								\$0
<b>Total</b>	\$0	\$0	\$1,500,000	\$0	\$0	\$0	\$0	\$1,500,000

Operating Impacts:	Prior	2025	2026	2027	2028	2029	Future	Total
Personnel								\$0
Operating								\$0
Capital								\$0
Offsets								\$0
<b>Total</b>	\$0	\$0	\$0	\$0	\$0	\$0	\$0	\$0

**CITY OF HARRISONBURG, VIRGINIA**  
**DEBT SERVICE PAYMENTS - ALL FUNDS**  
**NEXT FIVE FISCAL YEARS**

<b>Fiscal Year</b>	<b>Principal</b>	<b>Interest</b>	<b>Total Debt Service</b>
2025	17,851,305	7,652,838	25,504,143
2026	15,582,867	6,872,697	22,455,564
2027	15,832,867	6,148,493	21,981,360
2028	13,512,866	5,475,570	18,988,436
2029	13,512,867	4,882,490	18,395,357



City of Harrisonburg, Virginia  
General Fund<sup>161</sup>  
Schedule of Cash/Funds Available for Capital Outlays and Capital Projects  
For the Ten Year Period July 1, 2019 Through June 30, 2029

	Fiscal Years									
	Actual 2020	Actual 2021	Actual 2022	Actual 2023	Budgeted 2024	Projected 2025	Projected 2026	Projected 2027	Projected 2028	Projected 2029
Amount from fund balance	5,110,303	2,693,668	9,190,144	11,389,464	5,000,000	-	-	-	-	-
Revenues:										
General property taxes	51,569,124	54,271,422	57,634,787	64,911,578	72,161,100	74,486,900	75,840,100	77,218,900	78,273,800	79,345,600
Other local taxes	44,073,815	44,449,154	53,104,378	55,191,504	54,156,200	56,346,800	57,226,300	58,052,000	58,890,500	59,575,300
License permits and privilege fees	607,788	563,977	490,855	636,858	577,950	578,000	587,000	596,200	604,600	613,100
Fines and forfeitures	643,831	339,118	395,024	311,974	285,000	185,000	190,300	195,800	201,500	207,400
Use of money and property	809,423	230,607	163,303	3,445,894	3,000,000	3,746,300	3,746,500	3,746,700	3,746,900	3,747,100
Charges for services	1,047,416	962,547	1,497,540	1,659,086	1,550,800	1,678,500	1,711,000	1,743,800	1,777,400	1,811,500
Miscellaneous revenues	6,018,142	7,493,372	5,997,348	6,492,522	5,968,375	5,994,500	5,993,900	5,994,500	5,754,500	5,757,900
Recovered costs	844,515	941,345	972,050	1,139,786	928,973	916,600	924,700	924,600	920,700	926,100
State revenue	10,415,513	10,960,257	10,837,689	11,706,524	11,155,533	12,051,900	12,164,400	12,293,600	12,459,300	12,596,500
Federal revenue	294,435	9,806,308	2,496,074	725,002	295,466	240,500	240,500	40,000	40,000	40,000
Non-revenue receipts	236,091	125,266	77,177	87,618	50,000	50,000	50,000	50,000	50,000	50,000
Debt proceeds	-	-	40,213,288	-	-	-	-	-	-	-
Transfers - Operating	2,032,200	2,310,400	2,310,400	4,767,300	2,170,600	2,170,600	2,177,100	2,183,800	2,190,500	2,197,400
Transfers - Other	2,181,894	-	-	-	-	-	-	-	-	-
Total revenue including fund balance	125,884,492	135,147,441	185,380,058	162,465,109	157,299,997	158,445,600	160,851,800	163,039,900	164,909,700	166,867,900
Operating Expenditures:										
General government	5,902,182	6,119,384	6,648,194	7,170,109	8,069,889	9,049,600	9,294,800	9,546,800	9,805,600	10,071,600
Public safety	24,387,525	25,185,007	27,117,848	27,941,401	30,298,046	35,163,600	35,011,600	35,960,800	36,935,800	37,938,000
Public works	6,950,221	7,334,617	7,073,325	8,160,764	9,635,833	10,823,000	11,195,500	11,578,700	11,972,600	12,377,800
Health and welfare	1,454,800	1,375,987	1,376,764	1,537,878	1,759,183	1,847,200	1,939,700	2,036,700	2,138,500	2,245,500
Parks and recreation	5,802,003	5,169,788	5,711,992	5,972,241	6,783,302	7,632,400	7,841,000	8,055,400	8,275,600	8,502,200
Community development	2,524,801	5,506,196	2,852,297	3,077,887	2,842,077	3,054,500	3,140,800	3,229,300	3,320,500	3,414,300
Joint operations	8,965,630	9,949,783	9,752,177	10,876,720	11,480,800	12,054,800	12,416,400	12,788,900	13,172,600	13,567,800
Reserve for contingencies	-	-	-	-	4,387,200	225,000	225,000	225,000	225,000	225,000
Debt service and fiscal charges	16,065,431	15,724,233	57,263,848	20,942,719	20,482,807	20,273,000	19,802,500	19,332,100	16,322,500	15,727,400
Payment for conference center	1,100,000	900,000	1,100,000	870,679	1,200,000	1,236,000	1,273,100	1,311,300	1,350,600	1,391,100
Transfers - Other than Schools	2,471,485	2,923,768	3,333,681	3,506,761	4,191,455	4,381,000	4,580,100	4,789,100	5,008,600	5,239,000
Transfers - Schools	35,803,308	36,008,259	36,008,259	37,435,173	42,267,782	43,958,500	45,716,800	47,545,500	49,447,300	51,425,200
Total operating expenditures	111,427,385	116,197,023	158,238,385	127,492,331	143,398,374	149,698,600	152,437,300	156,399,600	157,975,200	162,124,900
Cash/Funds Available for Capital	14,457,107	18,950,418	27,141,673	34,972,778	13,901,623	8,747,000	8,414,500	6,640,300	6,934,500	4,743,000
Capital Expenditures:										
Capital outlay	5,807,301	4,874,313	5,186,667	6,150,972	5,601,623	4,509,900	4,595,600	4,684,800	4,777,700	4,874,300
Transfers to Capital projects	4,203,000	200,000	2,925,000	9,807,312	8,300,000	500,000	500,000	500,000	500,000	500,000
Total capital expenditures	10,010,301	5,074,313	8,111,667	15,958,284	13,901,623	5,009,900	5,095,600	5,184,800	5,277,700	5,374,300
<b>Revenue Over (Under) Expenditures</b>	<b>4,446,806</b>	<b>13,876,105</b>	<b>19,030,006</b>	<b>19,014,494</b>	<b>-</b>	<b>3,737,100</b>	<b>3,318,900</b>	<b>1,455,500</b>	<b>1,656,800</b>	<b>(631,300)</b>

City of Harrisonburg, Virginia

Water Fund 162

Schedule of Cash/Funds Available for Capital Outlays and Capital Projects

For the Ten Year Period July 1, 2019 Through June 30, 2029

	Fiscal Years									
	Actual 2020	Actual 2021	Actual 2022	Actual 2023	Budgeted 2024	Projected 2025	Projected 2026	Projected 2027	Projected 2028	Projected 2029
Amount from fund balance	1,377,518	356,448	284,289	2,088,519	242,080	-	-	-	-	-
Revenues:										
License permits & privilege fees	193,900	134,000	120,200	196,500	100,000	100,000	100,000	100,000	100,000	100,000
Use of money and property	210,619	70,108	55,621	460,325	175,000	487,500	487,500	487,500	487,500	487,500
Charges for services	9,354,072	9,029,201	10,309,326	10,443,544	10,870,000	11,353,900	12,019,900	12,260,300	12,505,500	12,755,600
Miscellaneous	7,397	7,839	13,621	11,922	5,000	5,000	5,000	5,000	5,000	5,000
Recovered costs	81,153	53,658	104,416	116,277	100,000	50,000	50,000	50,000	50,000	50,000
Intergovernmental revenue	-	-	116,262	-	-	-	-	-	-	-
Debt proceeds	-	-	15,218,104	-	-	-	-	-	-	-
Transfers - Depreciation, etc.	1,519,500	1,582,500	1,723,200	1,766,700	1,831,800	1,868,400	1,905,800	1,943,900	1,982,800	2,022,500
Transfers - Capital Projects Fund	-	-	421,323	-	-	-	-	-	-	-
Total revenue including fund balance	12,744,158	11,233,755	28,366,362	15,083,785	13,323,880	13,864,800	14,568,200	14,846,700	15,130,800	15,420,600
Operating Expenditures:										
Personal service	1,978,710	2,033,316	2,241,525	2,252,286	2,774,845	2,885,800	2,957,900	3,031,800	3,107,600	3,185,300
Fringe benefits	677,071	666,495	734,537	852,747	1,063,081	1,105,600	1,133,200	1,161,500	1,190,500	1,220,300
Purchased services	188,391	177,779	186,600	192,665	278,932	292,900	301,700	310,800	320,100	329,700
Internal services	12,616	13,890	19,647	21,190	21,200	22,300	23,000	23,700	24,400	25,100
Other charges	484,203	456,134	560,648	603,806	658,307	691,200	711,900	733,300	755,300	778,000
Materials and supplies	304,377	258,670	296,527	413,269	523,564	549,700	566,200	583,200	600,700	618,700
Depreciation	1,519,500	1,582,500	1,723,200	1,766,700	1,831,800	1,868,400	1,905,800	1,943,900	1,982,800	2,022,500
Payment in lieu of taxes	584,700	603,900	603,900	611,400	650,100	682,600	703,100	724,200	745,900	768,300
Debt service and fiscal charges	1,523,480	1,532,978	16,886,786	2,655,550	2,662,786	2,656,400	2,661,400	2,657,500	2,674,300	2,676,300
Transfers - Other	1,098,630	1,100,445	1,094,810	1,079,232	1,098,638	1,107,400	1,116,600	1,126,300	1,136,400	1,147,100
Total operating expenditures	8,371,678	8,426,107	24,348,181	10,448,846	11,563,253	11,862,300	12,080,800	12,296,200	12,538,000	12,771,300
Cash/Funds Available for Capital	4,372,481	2,807,648	4,018,181	4,634,940	1,760,627	2,002,500	2,487,400	2,550,500	2,592,800	2,649,300
Capital Expenditures:										
Capital outlay	182,929	170,336	199,961	205,849	154,000	161,700	166,600	171,600	176,700	182,000
Transfers - Capital projects	3,357,725	2,314,253	2,004,908	3,037,659	1,606,627	-	-	-	-	-
Total capital expenditures	3,540,654	2,484,589	2,204,869	3,243,508	1,760,627	161,700	166,600	171,600	176,700	182,000
<b>Revenue Over (Under) Expenditures</b>	<b>831,827</b>	<b>323,059</b>	<b>1,813,312</b>	<b>1,391,432</b>	<b>-</b>	<b>1,840,800</b>	<b>2,320,800</b>	<b>2,378,900</b>	<b>2,416,100</b>	<b>2,467,300</b>

City of Harrisonburg, Virginia

Sewer Fund 163

Schedule of Cash/Funds Available for Capital Outlays and Capital Projects

For the Ten Year Period July 1, 2019 Through June 30, 2029

	Fiscal Years									
	Actual 2020	Actual 2021	Actual 2022	Actual 2023	Budgeted 2024	Projected 2025	Projected 2026	Projected 2027	Projected 2028	Projected 2029
Amount from fund balance	2,832,464	1,923,654	867,388	1,503,288	880,120	-	-	-	-	-
Revenues:										
License permits and privilege fees	318,000	201,500	172,500	296,000	110,000	110,000	110,000	110,000	110,000	110,000
Use of money and property	181,580	32,442	13,308	319,466	125,000	312,500	312,500	312,500	312,500	312,500
Charges for services	11,430,763	10,898,231	12,452,660	12,679,987	12,925,000	13,484,400	13,754,100	14,042,900	14,323,800	14,610,200
Miscellaneous	6,307	5,978	28,097	3,761	5,000	5,000	5,000	5,000	5,000	5,000
Recovered costs	75,866	107,030	39,539	50,780	60,000	60,000	60,000	60,000	60,000	60,000
Intergovernmental revenue	-	-	72,664	-	-	-	-	-	-	-
Transfers - Depreciation, etc.	1,551,000	1,609,200	1,192,500	1,193,400	1,155,300	1,166,900	1,190,200	1,214,000	1,238,300	1,263,100
Total revenue including fund balance	16,395,982	14,778,036	14,838,656	16,046,682	15,260,420	15,138,800	15,431,800	15,744,400	16,049,600	16,360,800
Operating Expenditures:										
Personal service	1,303,156	1,312,867	1,400,474	1,502,042	1,905,586	1,981,800	2,031,300	2,082,100	2,134,200	2,187,600
Fringe benefits	487,390	476,346	499,282	580,886	755,127	785,300	804,900	825,000	845,600	866,700
Purchased services	77,399	107,312	72,711	67,434	138,128	145,000	149,400	153,900	158,500	163,300
Internal services	243,700	221,443	239,960	276,460	289,700	304,200	313,300	322,700	332,400	342,400
Other charges	143,968	141,129	141,425	157,947	206,800	217,100	223,600	230,300	237,200	244,300
Materials and supplies	142,873	180,406	117,461	195,100	162,800	170,900	176,000	181,300	186,700	192,300
Depreciation	1,551,000	1,609,200	1,192,500	1,193,400	1,155,300	1,166,900	1,190,200	1,214,000	1,238,300	1,263,100
Payment to HRRSA - Operations	3,181,398	3,132,747	3,905,028	4,272,787	4,860,000	5,054,400	5,206,000	5,362,200	5,523,100	5,688,800
Payment to HRRSA - Debt service	3,250,301	3,462,880	2,737,579	2,671,007	2,700,000	2,700,000	2,700,000	2,700,000	2,700,000	2,700,000
Payment in lieu of taxes	394,500	397,800	403,200	433,500	454,500	477,200	491,500	506,200	521,400	537,000
Transfers - Other	2,382,976	938,615	942,417	975,344	981,813	984,700	987,800	991,000	994,400	998,000
Transfers - Reserve for HRRSA	300,000	-	-	-	-	-	-	-	-	-
Total operating expenditures	13,458,659	11,980,744	11,652,037	12,325,906	13,609,754	13,987,500	14,274,000	14,568,700	14,871,800	15,183,500
Cash/Funds Available for Capital	2,937,322	2,797,292	3,186,619	3,720,776	1,650,666	1,151,300	1,157,800	1,175,700	1,177,800	1,177,300
Capital Expenditures:										
Capital outlay	223,980	407,254	60,155	183,091	577,000	605,900	624,100	642,800	662,100	682,000
Transfers - Capital projects	1,186,848	2,093,094	-	1,914,307	1,073,666	-	-	-	-	-
Total capital expenditures	1,410,828	2,500,348	60,155	2,097,398	1,650,666	605,900	624,100	642,800	662,100	682,000
<b>Revenue Over (Under) Expenditures</b>	<b>1,526,494</b>	<b>296,944</b>	<b>3,126,464</b>	<b>1,623,378</b>	<b>-</b>	<b>545,400</b>	<b>533,700</b>	<b>532,900</b>	<b>515,700</b>	<b>495,300</b>



City of Harrisonburg, Virginia  
 School Transportation Fund  
 Schedule of Cash/Funds Available for Capital Outlays and Capital Projects  
 For the Ten Year Period July 1, 2019 Through June 30, 2029

	Fiscal Years									
	Actual 2020	Actual 2021	Actual 2022	Actual 2023	Budgeted 2024	Projected 2025	Projected 2026	Projected 2027	Projected 2028	Projected 2029
Amount from fund balance	65,000	189,310	478,800	883,899	600,000	-	-	-	-	-
Revenues:										
Use of money and property	1,616	1,781	2,430	79,153	19,760	118,600	118,600	118,600	118,600	118,600
Charges for services	4,142,464	3,768,305	4,471,513	5,169,246	5,621,963	5,767,700	5,917,400	6,071,100	6,229,000	6,391,000
Miscellaneous	14,101	1,572	3,079	44	15,000	15,000	15,000	15,000	15,000	15,000
Intergovernmental revenue	-	-	204,524	-	-	-	-	-	-	-
Total revenue including fund balance	4,223,181	3,960,968	5,160,346	6,132,342	6,256,723	5,901,300	6,051,000	6,204,700	6,362,600	6,524,600
Operating Expenditures:										
Personal service	1,786,861	1,500,546	2,183,921	1,993,126	2,838,131	2,951,700	3,025,500	3,101,100	3,178,600	3,258,100
Fringe benefits	622,958	553,360	618,123	657,438	1,081,492	1,124,800	1,152,900	1,181,700	1,211,200	1,241,500
Purchased services	31,174	130,701	52,142	58,470	166,470	174,800	180,000	185,400	191,000	196,700
Internal services	823,343	636,715	986,069	1,125,135	1,336,120	1,402,900	1,445,000	1,488,400	1,533,100	1,579,100
Other charges	105,163	106,196	109,450	111,411	145,690	153,000	157,600	162,300	167,200	172,200
Materials and supplies	19,604	22,640	22,834	23,043	35,550	37,300	38,400	39,600	40,800	42,000
Total operating expenditures	3,389,102	2,950,159	3,972,540	3,968,623	5,603,453	5,844,500	5,999,400	6,158,500	6,321,900	6,489,600
Cash/Funds Available for Capital	834,079	1,010,809	1,187,805	2,163,720	653,270	56,800	51,600	46,200	40,700	35,000
Capital Expenditures:										
Capital outlay	381,953	174,621	25,129	674,282	653,270	-	-	-	-	-
Total capital expenditures	381,953	174,621	25,129	674,282	653,270	-	-	-	-	-
<b>Revenue Over (Under) Expenditures</b>	<b>452,126</b>	<b>836,188</b>	<b>1,162,677</b>	<b>1,489,437</b>	<b>-</b>	<b>56,800</b>	<b>51,600</b>	<b>46,200</b>	<b>40,700</b>	<b>35,000</b>

City of Harrisonburg, Virginia  
Public Transportation Fund  
Schedule of Cash/Funds Available for Capital Outlays and Capital Projects  
For the Ten Year Period July 1, 2019 Through June 30, 2029

	Fiscal Years									
	Actual 2020	Actual 2021	Actual 2022	Actual 2023	Budgeted 2024	Projected 2025	Projected 2026	Projected 2027	Projected 2028	Projected 2029
Amount from fund balance	128,818	216,554	497,297	393,399	160,000	-	-	-	-	-
Revenues:										
Use of money and property	103,293	74,824	73,808	101,384	90,000	160,000	161,600	163,200	164,900	166,600
Charges for service	1,939,559	1,941,895	1,839,157	2,257,427	2,308,775	2,354,200	2,401,300	2,449,300	2,498,300	2,548,200
Miscellaneous	9,398	6,348	83,773	21,853	-	-	-	-	-	-
Recovered costs	124,095	115,943	115,607	122,825	122,372	124,800	124,800	124,800	124,800	124,800
Intergovernmental revenue	3,447,508	6,791,038	5,462,292	5,199,749	6,525,725	6,304,800	6,430,700	6,650,800	6,879,000	7,115,600
Transfers - General Fund	145,834	-	-	-	400,000	400,000	400,000	400,000	400,000	400,000
Total revenue including fund balance	5,898,506	9,146,602	8,071,933	8,096,637	9,606,872	9,343,800	9,518,400	9,788,100	10,067,000	10,355,200
Operating Expenditures:										
Personal service	2,696,642	2,672,626	2,865,255	2,903,118	3,993,339	4,153,100	4,256,900	4,363,300	4,472,400	4,584,200
Fringe benefits	640,610	670,262	672,461	785,481	1,189,125	1,236,700	1,267,600	1,299,300	1,331,800	1,365,100
Purchased services	103,115	164,847	211,550	154,452	995,020	1,044,800	1,076,100	1,108,400	1,141,700	1,176,000
Internal services	1,518,177	1,502,899	1,874,669	1,845,649	2,313,520	2,429,200	2,502,100	2,577,200	2,654,500	2,734,100
Other charges	213,598	212,240	270,390	250,316	470,520	494,000	508,800	524,100	539,800	556,000
Materials and supplies	51,136	51,542	56,578	60,473	91,840	96,400	99,300	102,300	105,400	108,600
Transfers - General Fund	160,000	336,000	336,000	360,000	160,000	163,200	166,500	169,800	173,200	176,700
Total operating expenditures	5,383,278	5,610,415	6,286,902	6,359,489	9,213,364	9,617,400	9,877,300	10,144,400	10,418,800	10,700,700
Cash/Funds Available for Capital	515,228	3,536,187	1,785,031	1,737,148	393,508	(273,600)	(358,900)	(356,300)	(351,800)	(345,500)
Capital Expenditures:										
Capital outlay	283,168	3,188,652	1,776,444	1,372,929	393,508	25,000	26,300	27,600	29,000	30,500
Total capital expenditures	283,168	3,188,652	1,776,444	1,372,929	393,508	25,000	26,300	27,600	29,000	30,500
<b>Revenue Over (Under) Expenditures</b>	<b>232,060</b>	<b>347,535</b>	<b>8,588</b>	<b>364,218</b>	<b>-</b>	<b>(298,600)</b>	<b>(385,200)</b>	<b>(383,900)</b>	<b>(380,800)</b>	<b>(376,000)</b>

City of Harrisonburg, Virginia  
Sanitation Fund  
Schedule of Cash/Funds Available for Capital Outlays and Capital Projects  
For the Ten Year Period July 1, 2019 Through June 30, 2029

	Fiscal Years									
	Actual 2020	Actual 2021	Actual 2022	Actual 2023	Budgeted 2024	Projected 2025	Projected 2026	Projected 2027	Projected 2028	Projected 2029
Amount from fund balance	312,730	1,099,432	479,989	732,075	3,420,808	-	-	-	-	-
Revenues:										
Use of money and property	45,265	9,506	3,650	79,898	35,000	35,000	35,000	35,000	35,000	35,000
Charges for services	4,122,175	4,238,457	4,364,518	4,427,481	4,410,000	4,410,000	4,454,100	4,454,100	4,498,700	4,498,700
Miscellaneous	10,304	17,803	33,756	21,341	-	-	-	-	-	-
Recovered costs:	-	-	-	-	-	-	-	-	-	-
Intergovernmental revenue	-	-	72,664	-	-	-	-	-	-	-
Debt proceeds	-	-	4,574,863	-	-	-	-	-	-	-
Transfers - Capital Projects Fund	-	-	-	-	-	-	-	-	-	-
Total revenue including fund balance	4,490,474	5,365,198	9,529,439	5,260,795	7,865,808	4,445,000	4,489,100	4,489,100	4,533,700	4,533,700
Operating Expenditures:										
Personal service	911,447	974,024	1,128,014	1,092,499	1,305,802	1,358,000	1,392,000	1,426,800	1,462,500	1,499,100
Fringe benefits	396,061	402,034	442,430	490,554	574,665	597,700	612,600	627,900	643,600	659,700
Purchased services	676,864	771,861	778,270	794,960	983,946	1,033,100	1,064,100	1,096,000	1,128,900	1,162,800
Internal services	198,922	220,185	242,404	280,763	283,600	297,800	306,700	315,900	325,400	335,200
Other charges	48,978	44,891	50,358	46,730	58,880	61,800	63,700	65,600	67,600	69,600
Materials and supplies	19,305	8,777	10,873	40,858	66,650	70,000	72,100	74,300	76,500	78,800
Debt service and fiscal charges	1,588,614	1,584,551	6,153,892	1,506,770	1,508,600	1,507,300	-	-	-	-
Transfers - General Fund	-	107,200	107,200	138,000	134,800	137,500	140,300	143,100	146,000	148,900
Total operating expenditures	3,840,191	4,113,523	8,913,442	4,391,135	4,916,943	5,063,200	3,651,500	3,749,600	3,850,500	3,954,100
Cash/Funds Available for Capital	650,283	1,251,675	615,998	869,660	2,948,865	(618,200)	837,600	739,500	683,200	579,600
Capital Expenditures:										
Capital outlay	47,852	765,057	24,972	35,313	250,900	20,000	20,600	21,200	21,800	22,500
Transfers - Capital projects	-	-	-	-	2,697,965	-	-	-	-	-
Total capital expenditures	47,852	765,057	24,972	35,313	2,948,865	20,000	20,600	21,200	21,800	22,500
<b>Revenue Over (Under) Expenditures</b>	<b>602,431</b>	<b>486,618</b>	<b>591,025</b>	<b>834,347</b>	<b>-</b>	<b>(638,200)</b>	<b>817,000</b>	<b>718,300</b>	<b>661,400</b>	<b>557,100</b>

**City of Harrisonburg, Virginia**  
**Stormwater Fund**  
**Schedule of Cash/Funds Available for Capital Outlays and Capital Projects**  
**For the Ten Year Period July 1, 2019 Through June 30, 2029**

	Fiscal Years									
	Actual 2020	Actual 2021	Actual 2022	Actual 2023	Budgeted 2024	Projected 2025	Projected 2026	Projected 2027	Projected 2028	Projected 2029
Amount from fund balance	34,620	25,442	2,026,320	137,823	-	-	-	-	-	-
Revenues:										
Use of money and property	65,484	12,936	5,587	90,250	45,000	90,000	90,000	90,000	90,000	90,000
Charges for services	1,361,076	1,302,663	1,285,808	1,403,810	1,427,680	1,427,700	1,427,700	1,427,700	1,427,700	1,427,700
Miscellaneous	-	-	-	-	-	-	-	-	-	-
Recovered costs	-	-	-	-	-	-	-	-	-	-
Intergovernmental revenue	-	-	8,074	-	-	-	-	-	-	-
Total revenue including fund balance	1,461,180	1,341,041	3,325,789	1,631,883	1,472,680	1,517,700	1,517,700	1,517,700	1,517,700	1,517,700
Operating Expenditures:										
Personal service	105,070	100,197	115,710	142,627	210,219	218,600	224,100	229,700	235,400	241,300
Fringe benefits	31,620	30,337	29,506	45,319	71,344	74,200	76,100	78,000	80,000	82,000
Purchased services	13,678	39,851	27,294	173,102	279,769	293,800	302,600	311,700	321,100	330,700
Internal services	30,683	36,822	58,977	91,870	62,700	65,800	67,800	69,800	71,900	74,100
Other charges	52,061	49,316	27,024	63,186	138,600	145,500	149,900	154,400	159,000	163,800
Materials and supplies	2,517	765	4,394	30,940	13,250	13,900	14,300	14,700	15,100	15,600
Transfers - General Fund	25,400	20,400	20,400	22,500	29,000	29,600	30,200	30,800	31,400	32,000
Total operating expenditures	261,030	277,687	283,305	569,543	804,882	841,400	865,000	889,100	913,900	939,500
Cash/Funds Available for Capital	1,200,149	1,063,354	3,042,484	1,062,340	667,798	676,300	652,700	628,600	603,800	578,200
Capital Expenditures:										
Capital outlay	39,421	328,497	420,062	87,311	309,298	309,298	309,298	309,298	309,298	309,298
Transfers - Capital projects	667,500	-	2,324,242	-	358,500	-	-	-	-	-
Total capital expenditures	706,921	328,497	2,744,304	87,311	667,798	309,298	309,298	309,298	309,298	309,298
<b>Revenue Over (Under) Expenditures</b>	<b>493,228</b>	<b>734,857</b>	<b>298,180</b>	<b>975,029</b>	<b>-</b>	<b>367,002</b>	<b>343,402</b>	<b>319,302</b>	<b>294,502</b>	<b>268,902</b>